

ADARSH KINDERGARTEN
PRE-PRIMARY HOLIDAYS' ASSIGNMENT
SESSION 2018-19

Name: _____

Section: _____

Have a Great Summer Vacation!



**SUMMER HOLIDAYS' ACTIVITY CALENDER
FOR THE MONTH OF MAY**

Monday	Tuesday	Wednesday	Thursday	Friday	Saturday	Sunday
	1	2	3	4	5	6
7	8	9	10	11	12	13
14	15	16	17	18	19	20
21	22	23	24	25	26	27
28	29	30	31	English	Hindi	Maths

<p><u>Bottle it up</u> Fill all the empty bottles with water and keep them in the fridge.</p>	<p><u>Quench the thirst</u> Take all the cold water bottles along with you and distribute them to the people on the road. * Take a picture</p>	<p><u>Summer Holidays Begin</u> Take good rest and enjoy your day</p>	<p><u>Mango Day</u> Help Mom to make a Mango salad (wash and save the mango seed)</p>	<p><u>Plant a seed today</u> Sow the mango seed in a pot and water it regularly. * Take a picture</p>	<p><u>Clean up time</u> Clean up your study table.</p>	<p><u>Recycle the bottles</u> Collect Mineral water bottle and soft drink bottles at home and from the neighbourhood.</p>
<p><u>An Apple a day</u> APPLE CHAT</p> <ul style="list-style-type: none"> • Take small pieces of apple • Add chat masala • Little black pepper • Add bhujia on top. 	<p><u>Shape and Colour</u> Look around and draw something that is 'Red' and 'Circle' shaped.</p>	<p><u>Mix the colours</u> RED + YELLOW (SAVE THE PAINT)</p>	<p><u>Family Game</u> Show the child a picture of an animal. Tell the child to act like the animal. Let the family guess who the animal is.</p>	<p><u>Herbal Garden</u> Start an indoor herbal garden using small containers soil and seeds of herbal plants. * Take a picture</p>	<p><u>Apple Tasting</u> Explore the colour and shape of the apples. Cut the apples in veggies and enjoy it with dips. * Take a picture</p>	<p><u>Car wash day</u> Help Papa clean his car.</p>
<p><u>Shape and Colour</u> Look around and draw something that is 'Red' and 'Circle' shaped.</p>	<p><u>Shape and Colour</u> Look around and draw something that is 'Yellow' and 'Square' shaped.</p>					

Do the following work in three in one notebook.

English : Write two pages of each of *u, y, t, s, v, w, n, m, h*

Hindi : Write two pages each of - फ, क, ख, ग, घ, ङ

Maths : Write numbers from 1-50 and 51-100 (5 times each). Learn Oral Counting from 1-100. Do practice of forward counting, missing numbers, dodging numbers, what comes after, before and between upto 10.

**SUMMER HOLIDAYS' ACTIVITY CALENDER
FOR THE MONTH OF JUNE**

Monday	Tuesday	Wednesday	Thursday	Friday	Saturday	Sunday
				1 <u>Mix the colour</u> YELLOW + GREEN (SAVE THE PAINT)	2 <u>Shape and Colour</u> Look around and colour something that is 'Green' and 'Triangle' shaped.	3 <u>Paint a canvas</u> Use the saved paints to paint a beautiful picture of your choice.
4 <u>Weave a story</u> Take help of mom and make a story	5 <u>Puppet Making</u> Make finger puppets with the help of your parents related to your story.	6 <u>Practice makes you perfect</u> Practice the puppet show with your family. * Take a picture	7 <u>Explorers are out</u> Go out and collect stones and pebbles. (Save them)	8 <u>Paint me an insect</u> Use poster colours and thin brush to paint insects on the stones and pebbles.	9 <u>Let us recycle</u> Collect the copies that have few pages left and bind those pages to make a new copy.	10 <u>Popcorn and Movie Time</u> Take your child out for a movie of his/her choice.
11 <u>Juice Day</u> Help your mother to make your favourite fresh juice and drink it.	12 <u>Dance Time</u> Play your favourite song and dance with your parents.	13 <u>Metro Ride</u> Go for a metro ride with your parents.	14 <u>Self Introduction</u> Learn lines on myself.	15 <u>Enjoy the day with your Grandparents</u>	16 <u>Make a badge</u> "World's best Daddy" for your Daddy.	17 <u>Father's Day</u> Go out for a picnic with your family and make your father feel special.
18 <u>BALL TIME</u> Play, catch and throw with your friends	19 <u>Enter the kitchen and count the spoons</u>	20 <u>Clay Time</u> Try to make objects with the help of clay.	21 <u>Learn to pour water from one glass to another without spilling.</u>	22 <u>Visit a Temple/ Gurudwara/ Church/Mosque</u>	23 <u>Spend a day with special ones</u>	24 <u>Nature Walk</u> Go out for a nature walk. Collect the fallen leaves from the ground. Bring it back to school to explore under the magnifying glass.
25 <u>Lemonade Party</u> Help your mom to make lemonade and enjoy with your family.	26 <u>Learn to tie your shoe laces</u>	27 <u>Craft Time</u> Use pencil shavings to make beautiful flowers and paste them on a card. Bring to school.	28 <u>Learn to button and unbutton your shirt.</u>	29 Ask mom to wash your school bag, bottle and tiffin. and get ready for school	30 Collect the holidays' homework, decorate the scrap book and pack your bag.	1 July <u>Doctor's Day</u> Visit your family Dr. and surprise him with handmade card.

Revision Time : Revise the entire syllabus done till now. Bring your Summer Project (along with the photographs clicked of the activities mentioned above) neatly on A4 size netaal sheets) in the school folder on 2nd July 2018.



SNAPSHOTS OF SUMMER BREAK

Where I went...

Who I saw...


What I ate...

What I played...

How I had fun...

Favourite memory...


Make teddy the Eddy more cute by cotton dabbing




"Cleanliness is next to Godliness"

Instructions

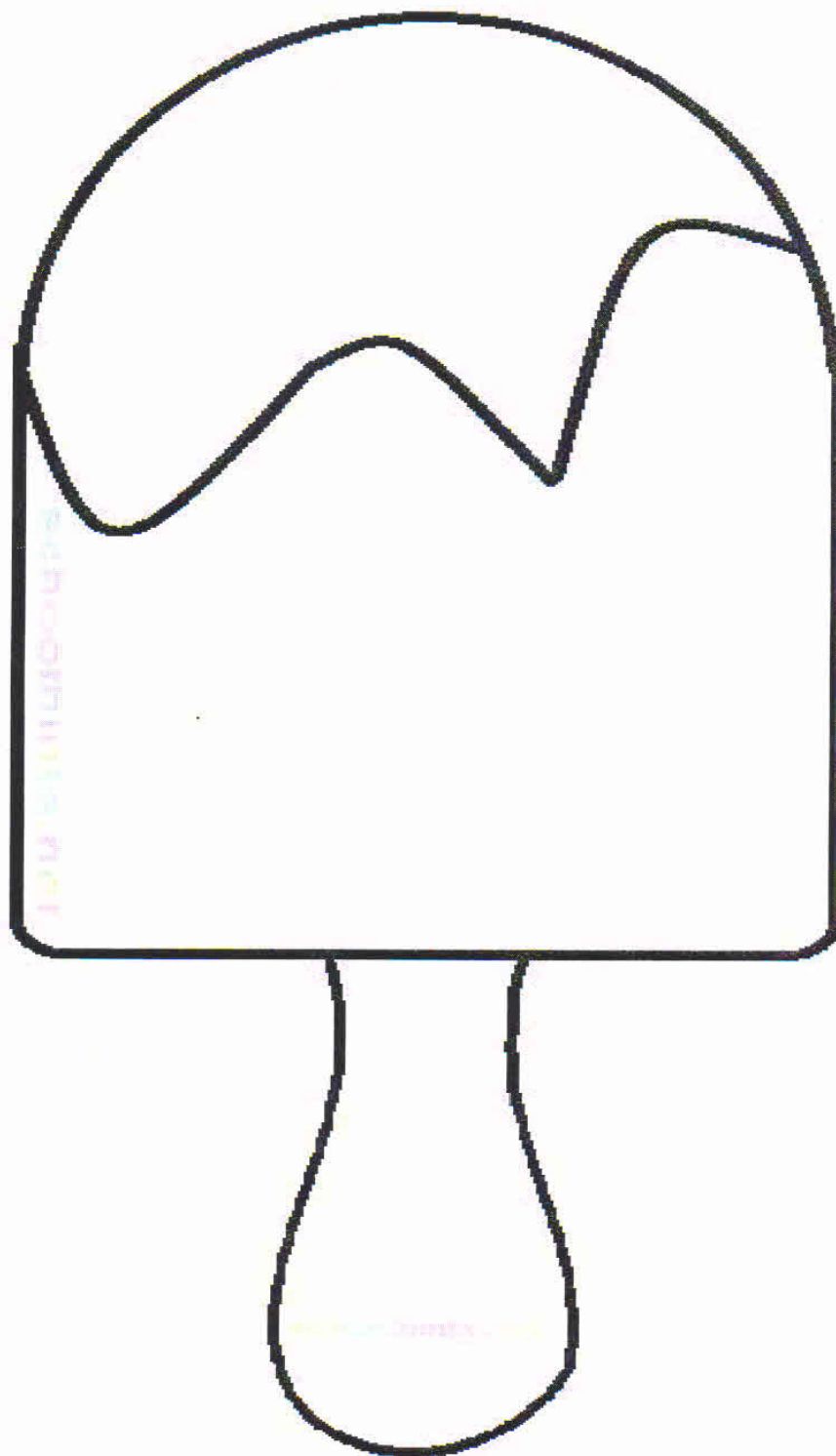
- Start your day with a refreshing bath...
- How did you take a bath? With a Bucket/ Shower. Draw it.
- Draw the things that you use during your bath.



Colour the picture



Colour and decorate the ice lolly with paper tearing and pasting




Colour the picture



Hi! It's me Dora. Make me as beautiful as you can with decorative material.



Count the shapes and write the numbers



My hat has:

_____ circles

_____ rectangles

_____ squares

_____ triangles

My face has:

_____ circles

_____ triangles

_____ squares

My arms are:

My body is a:

My legs are:

My feet are:
