

A bright yellow sun with a smiling face is on the left, a vibrant rainbow arches across the top, and two white clouds with smiling faces are on the right. The background is light blue with stars and butterflies.

ADARSH KINDERGARTEN
C-Block, Vikaspuri

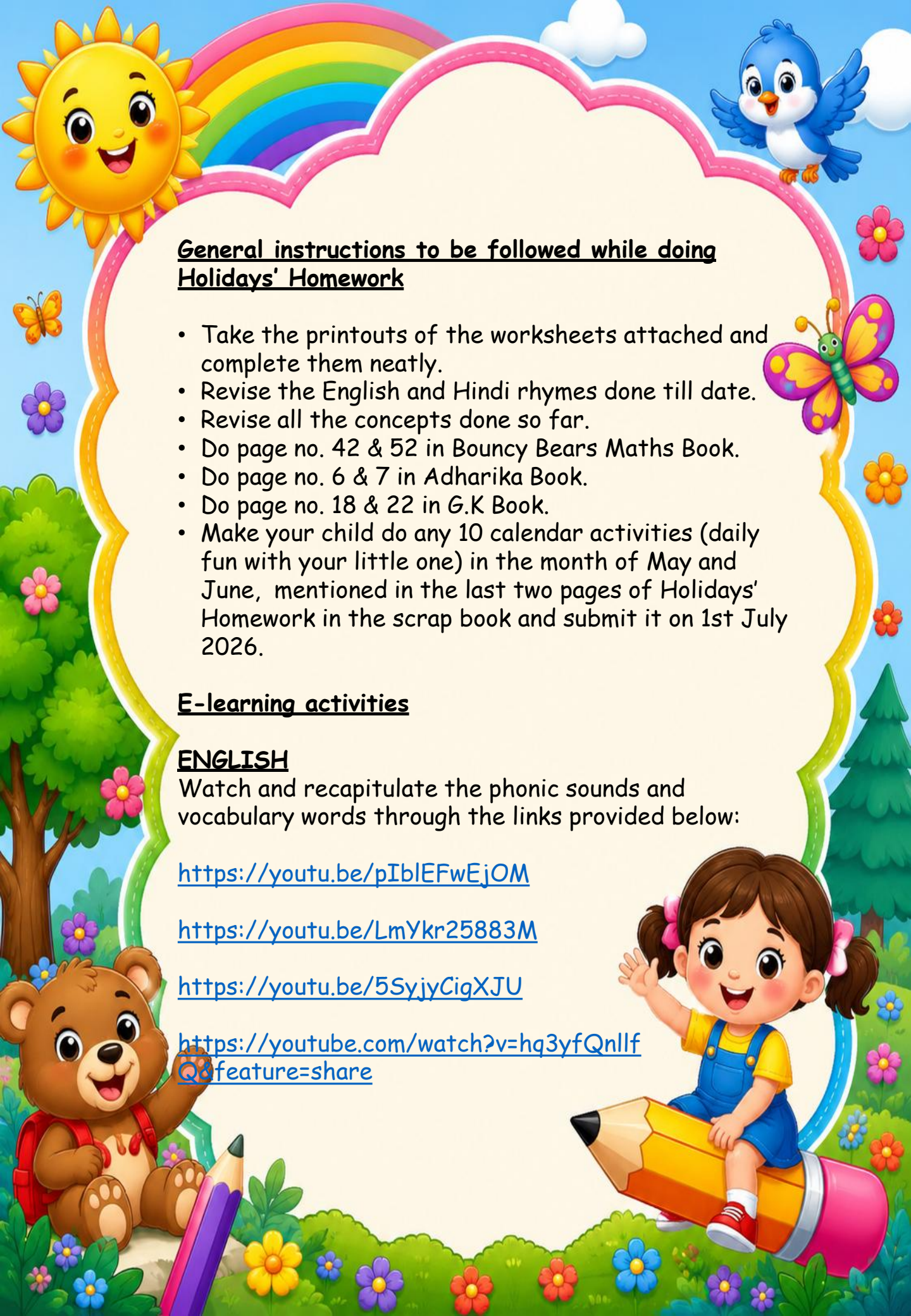
A collection of colorful school supplies including pencils, a magnifying glass, a paint palette, and a ruler are arranged around a central white cloud-like shape.

**Holidays'
Homework**

Pre-Primary



Session 2026-27



General instructions to be followed while doing Holidays' Homework

- Take the printouts of the worksheets attached and complete them neatly.
- Revise the English and Hindi rhymes done till date.
- Revise all the concepts done so far.
- Do page no. 42 & 52 in Bouncy Bears Maths Book.
- Do page no. 6 & 7 in Adharika Book.
- Do page no. 18 & 22 in G.K Book.
- Make your child do any 10 calendar activities (daily fun with your little one) in the month of May and June, mentioned in the last two pages of Holidays' Homework in the scrap book and submit it on 1st July 2026.

E-learning activities

ENGLISH

Watch and recapitulate the phonic sounds and vocabulary words through the links provided below:

<https://youtu.be/pIbIEFwEjOM>

<https://youtu.be/LmYkr25883M>

<https://youtu.be/5SyjyCigXJU>

<https://youtube.com/watch?v=hq3yfQnllfQ&feature=share>

MATHS

Click the link given below and recapitulate the concepts related to numbers:

<https://youtu.be/bGetqbgDVaA>

<https://youtu.be/rWYpnwDr5Lg>

HINDI

नीचे दिए गए लिंक पर क्लिक करके व्यंजनों से जुड़े शब्दों को सीख कर कहानी सुनिए व शब्दों को दोहराइये।

<https://youtu.be/2fbmMckq91k>

https://youtu.be/FzvFHKxC4jY?si=PDNOCKdl_ZXXtKIT

<https://youtube.com/watch?v=h1AGSN1Lvr4&feature=share>

https://youtu.be/yowIRNAil3A?si=tBiyt_yAmM0EKQeZ

GENERAL AWARENESS

Click the links given below and recapitulate the concepts related to the theme:

<https://youtu.be/LsqaoyNO5Nk>

<https://youtu.be/FHaObkHEkHQ>

Help your child make a handmade folder, decorate it and compile all the worksheets in it and submit on 1st July 2026.



Do the given work in three in one notebook.

ENGLISH

- Write one page each of the following cursive letters
Cc, Bb, Uu, Ww, Vv and Nn
- Learn phonic sounds and at least 5 vocabulary words of the letters done.
- Kindly follow the small cursive pattern as instructed by the teacher.

MATHS

- Write 1-70 (5 times each).
- Learn Oral Counting from 1-70.

हिन्दी

- प्रत्येक व्यंजन का एक पेज लिखें - ग, म, भ, न, त, प
- प्रत्येक स्वर - अ से अः के पाँच पेज लिखें।

Conversation Skills:

- Good Morning!
- How are you?
- I am fine, thank you.
- May I Come in?
- May I go to the washroom?
- May I wash my hands?
- May I drink water?
- May I have my lunch?
- Thank you!
- I need a pencil, an eraser etc.
- My hands smell fresh.
- I am thirsty and hungry.
- The food was delicious.
- It is sunny today.
- It is windy today.
- It is bright day today etc.

Creative Work:

- Make a collage of any new Activity learnt during the vacation under your parent's guidance like preparing a new dish, creating something out of waste material, drawing and painting etc.






ALL ABOUT ME



My Name: _____

I am years old.

This is Me!



My Favourite Colour



My Favourite Food



My Favourite Toy

Circle one.



Teddy



Car



Ball



Top

My Favourite Animal

Circle one.



Dog



Cat



Rabbit



Elephant

I Feel Happy When...



I Can...

Tick what you can do.

Run



Jump



Sing



Draw



My Favourite Cartoon



Great!





I Know My NAME and PHONE NUMBER

My name is:

MY PHONE NUMBER IS...



--	--	--	--	--	--	--	--	--	--

MY NAME HAS LETTERS

ABCDEFGHI
JKLMNOPQR
STUVWXYZ



Make the tree more beautiful by pasting the pictures of your family members

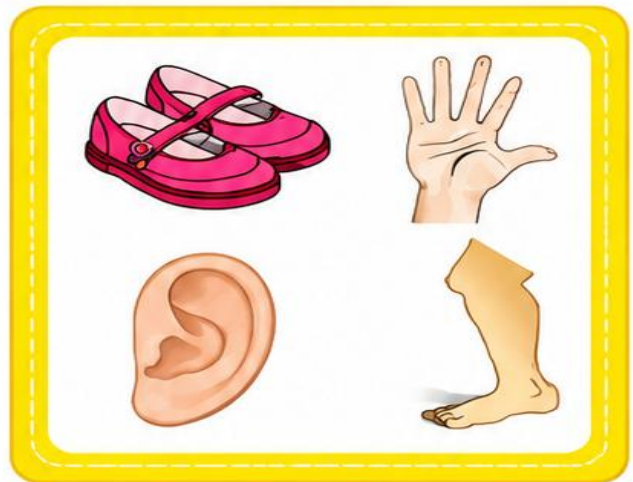



Write the missing numbers







CIRCLE THE ODD ONE OUT

IN EACH SET OF THE PICTURES





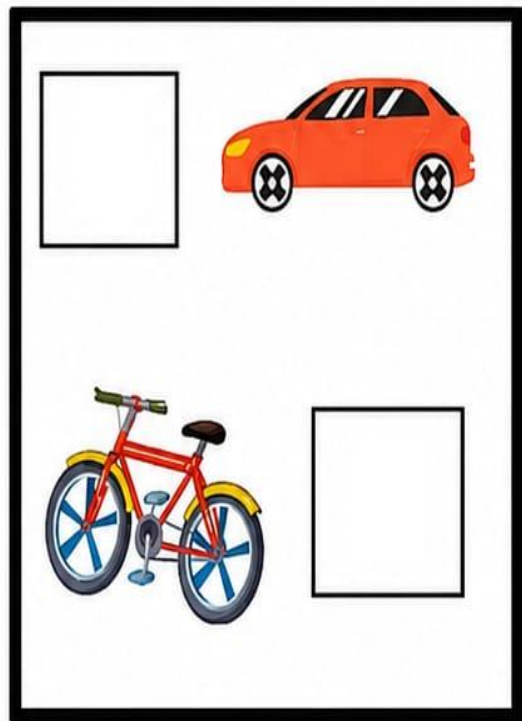

★ Count the Pictures ★

Count the pictures and write the correct number



Heavy or Light?

Write 'H' for heavy objects and 'L' for light objects.






चित्र पहचानो और रंग भरो




नीचे दिए गए चित्रों को ध्यान से देखो, सही अक्षर बोलो और चित्रों में सुंदर रंग भरो।

ग




म



भ



न



हर चित्र का नाम 2 बार बोलो और अपने पसंद के रंग भरो।




चित्र को सही व्यंजन से मिलाओ



भ



म



ग



न



See the picture and colour the correct cursive letter



m

o



u

w



o

c



e

v



m

n

International Yoga Day



"Yoga is the light that guides you from within and makes you shine."



International Yoga Day is celebrated every year on June 21st to raise awareness about the many benefits of practicing yoga.

Benefits of Yoga

-  Keeps our body healthy
-  Reduces stress and worries
-  Improves flexibility and posture
-  Helps us concentrate better
-  Boosts energy and makes us feel happy

Fun Yoga Poses to Try



Tree Pose



Cat Pose



Butterfly Pose



Mountain Pose



Child Pose



Cobra Pose

Little Reminder

Be kind to your body.
Breathe deeply.
Move gently.
Enjoy the moment.

Instructions

- 1 Choose 4 yoga poses to do with your family.
- 2 Practice them for at least 10-15 minutes every day.
- 3 Notice how you feel before and after your practice.
- 4 Send pictures of your experience with your family to your class teacher on MS Teams on 21.6.26 by 4:00 pm.





WORLD ENVIRONMENT DAY



Let's protect our Earth today
for a better tomorrow!

World Environment Day is celebrated on
5th June every year.

It encourages people all around the world to
protect our environment and build a cleaner,
greener and healthier planet.



Instructions for Kids

Let's take small steps today for a big difference tomorrow!



- 1** Plant a sapling or care for the plants around you.



- 2** Save water in your daily life.



- 3** Use cloth bags and avoid single-use plastic.



- 4** Keep your surroundings clean and green.



- 5** Learn more about nature and share it with others.



Do these activities, click pictures and make a collage.


Share your collage with your class teacher on MS Teams on

5.6.26 by 12 noon.




LET'S BE IMAGINATIVE

Create your own amazing hairstyles !



Link for reference: <https://pin.it/77J9EFq18>

Help the rabbit to reach the carrots





POTATO STAMPING LADYBUGS



Let's create cute ladybugs using potato stamping!

YOU WILL NEED:

- Potato (cut in half)
- Red and Black paint
- Paintbrush
- Paper

STEPS:

- 1 Dip the potato in red paint.



- 2 Stamp to make a round body.



- 3 Use black paint to add:
 - A head
 - A line in the middle
 - Spots
 - Legs



- 4 Add stems and leaves around your ladybugs.




♥ LET'S CREATE! ♥



Great job!

You made beautiful ladybugs!






FIRELESS COOKING



Activity Name: Cute Snack Faces on Bread 

Dear Little Chefs,

Let's have fun by making a yummy and healthy snack without using fire! Take help from your parents and create your own cute snack face using bread and fruits. 



You Will Need:

- Bread slices 
- Peanut butter / Chocolate spread 
- Banana slices 
- Strawberries 
- Blueberries / raisins 
- Any other fruits you like 

Steps to Follow: 

1. Take a slice of bread.
2. Spread peanut butter or chocolate spread on it.
3. Use fruits to make eyes, nose, and mouth.
4. Create a funny or cute face.
5. Click a picture of your snack.



Paste Your Picture Here:



Teacher's Remarks:



Healthy Snack, Happy Me! 



HAPPY FATHER'S DAY.



Fantastic in every way
Always there for me
Takes out his quality time
Happy to play with me
Enjoys every moment with me
Really the greatest DAD ever



- Enjoy this day with your dad and paste the pictures below by doing different activities.
- Reference link for the 'Best Dad' badge.

<https://youtu.be/BKGKwbfGU3U?feature=shared>



Greeting your dad with a tight hug in the morning.



Cooking something special (like sandwich, bhel puri, corn chaat, nachos chaat, etc) with your father.



Dancing together on your dad's favourite song.



Presenting a 'Best Dad' badge to your dad.





SPOT 5 DIFFERENCES!



Look carefully and circle 5 differences between the two pictures.



You're a Super Detective!

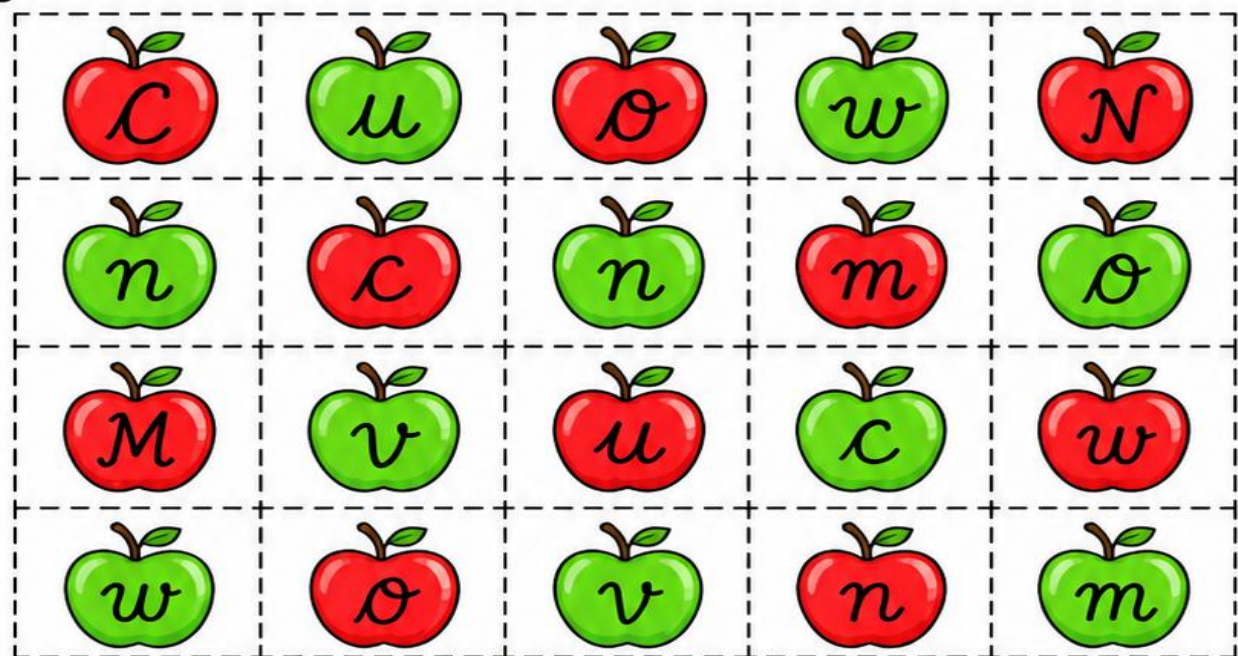
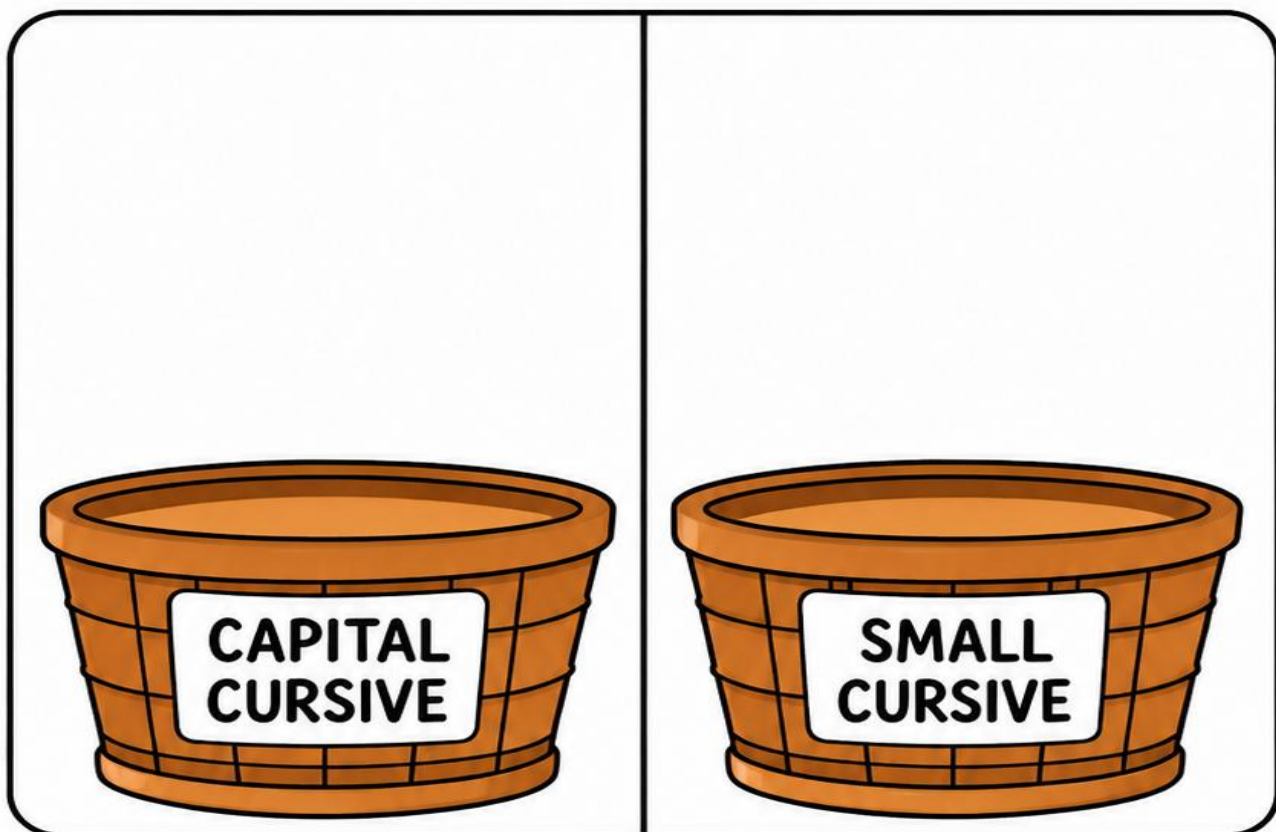


SORT THE APPLES

Direction: Cut the apples at the bottom. sort the pictures by capital cursive letter and small cursive letter.




Glue the apples in the correct basket.



Daily Fun with your Little One

MAY 2026

Sunday	Monday	Tuesday	Wednesday	Thursday	Friday	Saturday
					1	2
3	4	5	6	7	8	9
10	11	12	13	14	15	16. Bubble pop . It would be fun making bubbles.
17. Clean up your room.	18. Play Treasure Hunt game with your friends.	19. Go on a nature walk and collect some leaves.	20. Make a paper boat and float it in water with your family.	21. World Cultural Day. Try cuisines of different states.	22. Make lemonade for your family members.	23. Read out a story with your grandparents.
24. Visit a museum.	25. Beading fun. Make a garland with beads.	26. Think of words that rhyme with May.	27. Make aampanna and drink it.	28. Sow a seed in soil in your backyard and water it daily.	29. Learn how to play hoopla ring.	30. Make onion snails on sheets.
31. Clay Fun. Make some objects out of clay of your choice.						

Daily Fun with your Little One

JUNE 2026

Sunday	Monday	Tuesday	Wednesday	Thursday	Friday	Saturday
				1. World Milk. Day. Have a glass of healthy milkshake.	2. Do Skipping	3. World Bicycle Day. Take a joy ride on your bicycle.
4. Sand Play. Make letters & numbers in sand.	5. World Environment Day. Water the Plants.	6. Play hopscotch with your friends.	7. World Food Safety Day. Respect food and finish everything served on your plate.	8. Clean up your room.	9. Think of words that rhyme with June.	10. Play dress up with old clothing.
11. Act out a story with soft toys.	12. Help setting the dining table.	13. Play hide and seek.	14. Vocabulary bag- thirsty, sweating, refreshing.	15. Count your foot steps from front door to bed room.	16. Watch your favourite movie.	17. Do some exercise with your ball.
18.  Make a badge for your father.	19. Have a slice of watermelon and count the seeds.	20. Play a board game.	21. International Yoga Day. Do yoga with family and friends.	22. Vegetable Painting Day. Let's enjoy and save the painting.	23. Enjoy freeze dance with your friends.	24. Listen to the birds sound.
25. Watch the sunrise.	26. Make Ice Lollies.	27. Make a paper plane and see how far it goes.	28. Make a bird feeder and watch the birds.	29. Wash your toys.	30. Feed the birds and animals.	

Make your child do any 10 calendar activities (Daily fun with your little one) of May and June month mentioned in the last two pages of Holidays' Homework in the scrap book and submit it on 1st July 2026.