



ADARSH PUBLIC SCHOOL

HOLIDAYS' HOMEWORK

SESSION 2026-27

CLASS: IV

Explore, Enjoy and Learn this Summer!

A new academic session brings new books, new experiences and new friendships, filling every child with excitement and enthusiasm. With the arrival of the much-awaited summer vacation, children now have time to relax, explore, and create beautiful memories with their families. Summer is a season of joy, laughter, family bonding and learning beyond the classroom. Keeping this spirit in mind, the holiday assignments have been thoughtfully designed to make learning fun, creative and engaging. Parents are requested to encourage their child to spend some time each day reading, exploring and learning new things. We hope this summer vacation becomes a perfect blend of fun and learning, helping students grow with confidence, creativity and knowledge while enjoying memorable moments.

GENERAL GUIDELINES

- ▶ Students are requested to read and follow all the instructions carefully while completing the Holiday Homework.
- ▶ All written work should be completed neatly with clear and legible handwriting.
- ▶ Parents are encouraged to help their children revise the syllabus covered in class till date for all subjects.
- ▶ Art Integrated Project should be completed neatly on A-4 size sheets using printouts wherever required.
- ▶ After completing the assignments, students must compile them in their portfolios.
- ▶ Practice 1 page of English & Hindi writing daily for 20 days in a thin separate notebook.
- ▶ All work submitted should be original and prepared independently by the students.
- ▶ Holidays' Homework will carry 5 marks for each subject.
- ▶ Submit the Holiday Homework on the first day of school after the vacations i.e. Wednesday, 1 July 2026.

Wishing you happy & fun filled holidays ahead.

Principal
Dr. Pooja Malhotra



ENGLISH WORKSHEET – I

Name : _____

Q1. Read the story and fill in the blanks with the nouns mentioned in the brackets.

Last Sunday, _____ (Proper Noun) woke up early with a feeling of _____ (Abstract Noun). It was the day of a picnic to _____ (Proper Noun-Place). He/She went with a _____ (Collective Noun) of friends and teachers. Everyone carried a _____ (Common Noun) filled with tasty food and a _____ (Common Noun) to sit on. When they reached the place, they saw a beautiful _____ (Common Noun) with tall trees and colourful _____ (Common Noun – Plural). The air was full of _____ (Abstract Noun) and freshness. Soon, children started playing games. _____ (Proper Noun) joined them with great _____ (Abstract Noun). Near the lake, they spotted a _____ (Common Noun) swimming peacefully, while a _____ (Collective Noun) of birds chirped happily on the branches. Everyone ate _____, _____ and _____ (Common Nouns). Before leaving, everyone thanked the teachers for the wonderful trip. It was a day full of _____ (Abstract Noun) and sweet memories.

Q2. Fill in the blanks with the singular or plural form of the nouns given in the box.

1. There are many _____ in the mountains.

A squirrel lives in this _____.

2. My mother tells me many _____.

The _____ of Peter Pan is my favourite.

3. The policeman caught one _____.

Two _____ ran away.

4. There are five _____ in the basket.

One _____ is rotten.

5. There are two _____ in my room.

My books are kept on the black _____.

potato

thief

shelf

story

bush



ENGLISH WORKSHEET – III

Name : _____

Read the passage and answer the following questions.

Bears are found in Europe, Asia, Africa and America. They are massively built, with short tails and thick legs. Bears are not really carnivores. They eat almost anything, the chief exception in the polar bear, which in its natural state lives on fish and seals. However, in captivity, they seem to enjoy meat, vegetables, fruits, milk, rice and porridge. Bears are not quite as dangerous as people imagine them to be like most animals; they will do their best to avoid human beings. They have a special sense that is eyesight to see things.

Q 1. In which continents are bears found?

A1. _____

Q 2. What kind of tails and legs do bears have?

A 2. _____

Q 3. What does the polar bear eat in its natural state?

A 3. _____

Q 4. Which special sense do bears have to see things?

A 4. _____

Q 5. Write the antonym of safe.

A 5. _____



हिंदी कार्य पत्रिका – 1

नाम : _____

प्रश्न 1 : राज्यों की भाषाएँ लिखिए।

1. तमिलनाडु – _____
2. केरल – _____
3. असम – _____
4. कर्नाटक – _____
5. उड़ीसा – _____

प्रश्न 2 : रिक्त स्थान भरिए।

1. हम बोलकर अपने विचार व्यक्त करते हैं, उसे _____ कहते हैं।
2. भाषा को लिखने के लिए जिन चिह्न का प्रयोग होता है, उसे _____ कहते हैं।
3. भाषा को सही ढंग से बोलने और लिखने के नियमों को _____ कहते हैं।
4. हिंदी भाषा की लिपि _____ है।
5. अंग्रेज़ी भाषा की लिपि _____ है।

प्रश्न 3 : नीचे दिए गए उदाहरणों के सामने लिखिए कि वे मौखिक भाषा हैं या लिखित भाषा ।

शिक्षक का पढ़ाना

पुस्तक पढ़ना

रेडियो पर समाचार सुनना

पत्र लिखना

मित्र से बातचीत करना

समाचार पत्र पढ़ना



हिंदी कार्य पत्रिका – 2

नाम : _____

प्रश्न1 : दिए गए वर्णों को सही क्रम में लगाकर सार्थक शब्द बनाइए ।

लकम - _____ तिकाब - _____

लफू - _____ पकुस्त - _____

प्रश्न2 : सही क्रम में लिखकर वाक्य बनाइए ।

1. खेलते / बच्चे / मैदान / में / हैं

2. रही / कविता / है / गाना / गा

3. पक्षी / रहे / हैं / आसमान / में / उड़

4. स्कूल / जाता / रोज / मोहन / है

5. पढ़ती / बहन / मेरी / कहानी / है

प्रश्न3 : रिक्त स्थान भरिए ।

1. वर्णों के सार्थक मेल को _____ कहते हैं।

2. शब्दों के सार्थक मेल को _____ कहते हैं।

3. वाक्य के अंत में उचित _____ चिह्न लगाया जाता है।

4. सार्थक शब्द का कोई न कोई _____ होता है।

5. बिना अर्थ वाले शब्दों को _____ शब्द कहते हैं।



हिंदी कार्य पत्रिका – 3

नाम : _____

गद्यांश पढ़िए और प्रश्नों के उत्तर दीजिए :

रीना और मोहन अच्छे मित्र हैं। वे प्रतिदिन विद्यालय साथ जाते हैं। विद्यालय में दोनों मन लगाकर पढ़ाई करते हैं। अवकाश के समय वे अपने मित्रों के साथ खेलते हैं। रीना को चित्र बनाना पसंद है और मोहन को पेड़-पौधे लगाना अच्छा लगता है। दोनों हमेशा सबकी सहायता करते हैं।

क : निम्नलिखित प्रश्नों के उत्तर लिखिए :

प्रश्न 1. रीना और मोहन प्रतिदिन कहाँ जाते हैं?

उत्तर: _____

प्रश्न 2. वे विद्यालय कैसे जाते हैं?

उत्तर: _____

प्रश्न 3. रीना को क्या पसंद है?

उत्तर: _____

प्रश्न 4. मोहन को क्या अच्छा लगता है?

उत्तर: _____

ख. सही या गलत लिखिए :

1. रीना को चित्र बनाना पसंद है। _____

2. मोहन को खेलना अच्छा नहीं लगता। _____

3. दोनों मित्र विद्यालय साथ जाते हैं। _____

ग. रिक्त स्थान भरिए :

1. रीना और मोहन अच्छे _____ हैं।

2. दोनों हमेशा सबकी _____ करते हैं।

3. मोहन को _____ लगाना अच्छा लगता है।



MATHEMATICS WORKSHEET - I

Name: _____

1. Write the number names for each of the following numbers :

a) 40,908 - _____

b) 3,48,750 - _____

c) 59,085 - _____

2. Find the difference between the place value and face value of 8 in 8,50,725.

2. Write the greatest and smallest 5 digit number using the digits: 3, 5, 8, 1, 0 (only once):

Greatest: _____

Smallest: _____

4. Write the successor and predecessor:


a) 29,999 → Successor: _____ Predecessor: _____

b) 50,000 → Successor: _____ Predecessor: _____



5. Case Study: The School Book Fair

A school organized a book fair for students:



On Day 1, **10,560** books were sold.

On Day 2, **12,345** books were sold.

On Day 3, **9,875** books were sold.

The total number of visitors to the fair was **14,250**.

a) Which day had the **least number of books sold**?

b) Arrange the number of books sold on the three days in **descending order**.

c) What is the **place value of 2** in 14,250?

MATHEMATICS WORKSHEET - II

Name: _____

1. Add:

a) 39,582 and 47,698

b) 7,50,136 and 2,43,960

| |
|--|
| |
|--|

2. A ship travelled 78,500 km in one year and 12,300 km in another year. What is the total distance travelled?

3. A train can carry 5,000 passengers. If 3,256 passengers are already on the train, how many more passengers can it carry?

4. A company made 6,780 chairs. It sold 2,450 chairs and later made 1,230 more chairs. How many chairs does the company have now?

MATHEMATICS WORKSHEET - III

Name: _____

1. Rohan planted 12,450 trees in one village and 23,560 trees in another village.



- a) How many trees did he plant in total?

- b) If 5,000 trees dried up, how many are still growing?

3. A school collected 50,000 food packets for the needy. They distributed 23,450 packets on one day and 15,300 the next day.



- a) How many packets are left after distributing the packets?

- b) If they want to distribute the remaining packets equally among 5 groups, how many will each group get?

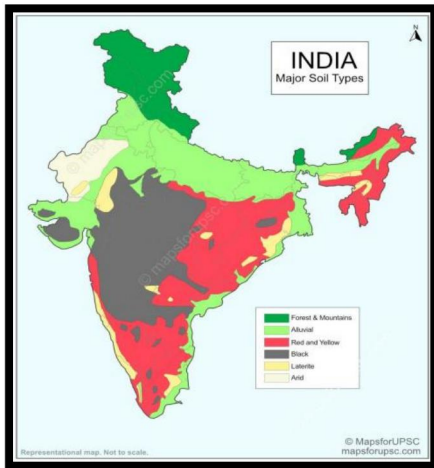
- c) Why is sharing food important?

SOCIAL STUDIES WORK- I

1. Make a creative and attractive **Model** (Dimensions 15 x12 inches) on the following topics.

Roll numbers 1 to 10 - The six Physical divisions of India.

- a) The Northern Mountains
- b) The Northern Plains
- c) The Southern Plateaus
- d) The Coastal Plains
- e) The Great Indian Desert
- f) The Islands




Roll numbers 11 to 20 – Soils of India

(Refer to page no. 59)



Roll numbers 21 to 30 – Means of Communication

(Refer to lesson-17, page no. 104)



Roll numbers 31 onwards – Our National Symbol
(Refer lesson -20, page no. 119)

SOCIAL STUDIES WORKSHEET - II

Name _____

1. Name the following and also mark and colour these places on the political map of India:

a) Neighbouring countries of India.

b) Water bodies that surround India.

c) The largest state of India.

d) The smallest state of India.

e) Two states with the same capital.

f) The most populous state.

g) The state whose name means 'Land of Hill People'.

h) The state whose name means 'Abode of Clouds'.

i) Two Union Territories bifurcated from a state on 31 October 2019.

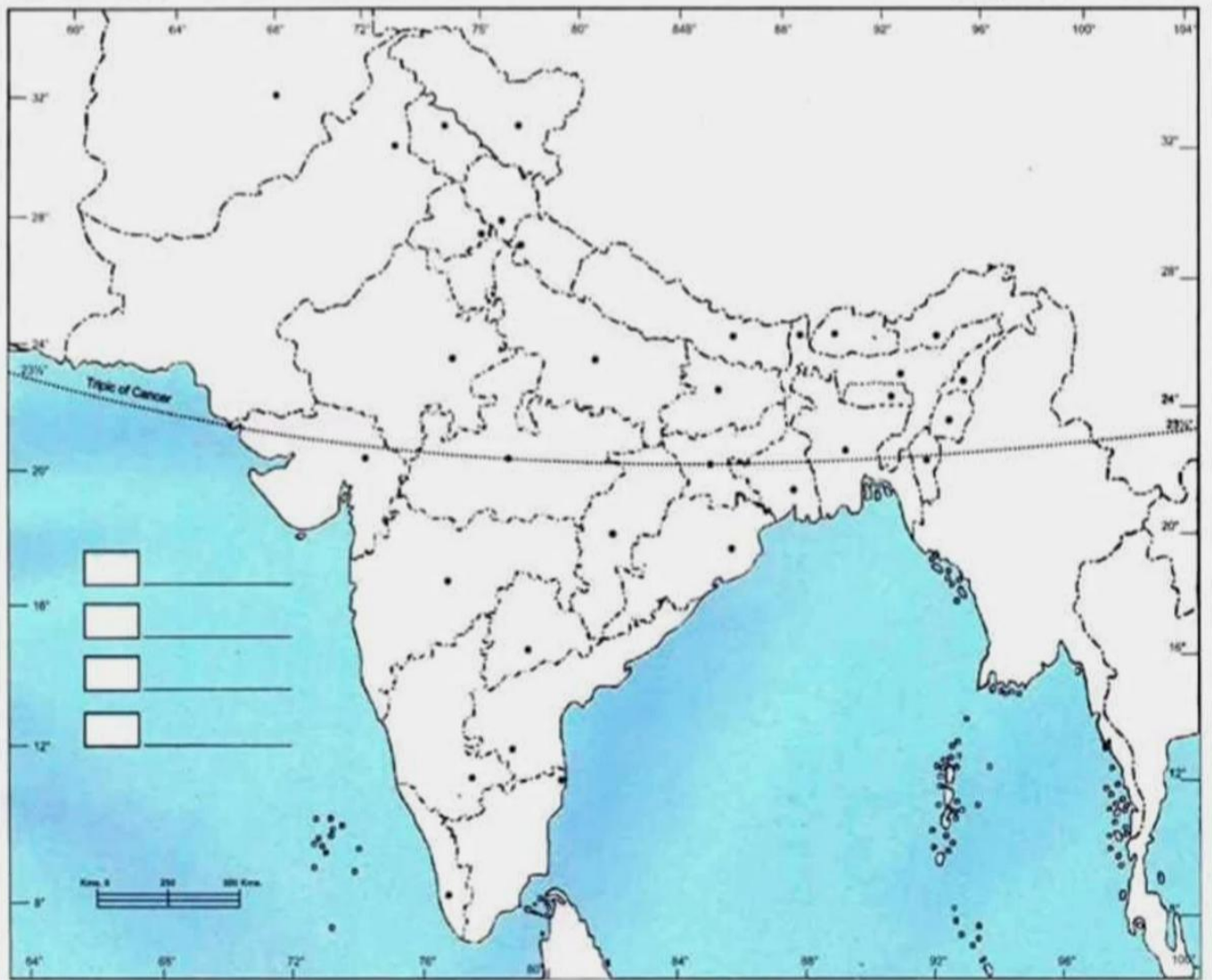
j) A state bordered by Bangladesh on three sides.

k) The largest of the Seven Sister States.

l) A beautiful state whose capital is Shimla.

INDIA - POLITICAL

भारत - राजनैतिक



SOCIAL STUDIES WORKSHEET - III

Name _____


Nature's beauty knows no bounds,

Adventure at every altitude counts

1. You have just returned from an exciting trip to the Northern Mountains of India. Create a captivating attractive album of any one state in the Northern Mountains highlighting its:

- a) Physical features and climatic conditions
- b) Its capital and languages spoken
- c) Traditional dress worn by the people
- d) Food and Cuisines
- e) Famous places to visit
- f) Plant and Animal life
- g) Any other facts related to its culture and tradition
- h) Famous festivals celebrated
- i) Traditional dances and music
- j) Popular handicrafts
- k) Important fruits or crops grown
- l) Important rivers and mountains
- m) Why this state is special and what you liked most about it?

(Use A4 size pastel sheets for writing and pasting pictures)



SCIENCE WORKSHEET - I

Name _____

A. Fill in the blanks:

1. Leaves prepare food by a process called _____.
2. The green pigment in leaves is called _____.
3. Plants need sunlight, water, carbon dioxide and _____ to make food.
4. The tiny openings on leaves are called _____.
5. Cactus plants have _____ instead of leaves.
6. Plants growing in water are called _____ plants.

B. Give two examples of each of the following:

1. Floating plants : _____ , _____
2. Fixed plants : _____ , _____
3. Submerged plants : _____ , _____
4. Insectivorous plants : _____ , _____
5. Parasitic plants : _____ , _____


C. Match the following:

Column A

Column B

- | | |
|---------------|-----------------------|
| 1. Cactus | a. Water plant |
| 2. Lotus | b. Desert plant |
| 3. Pine | c. Needle-like leaves |
| 4. Water lily | d. Floating leaves |




D. Draw a leaf and label these parts: Veins, Midrib and Leaf blade



SCIENCE WORKSHEET - II

Name _____

A. Complete the table:

| Plant Type | Special Feature | Function |
|--------------------------------------------------------------------------------------------------|--------------------|--------------|
| Desert plant  | _____ | Stores water |
| Aquatic plant  | Broad leaves | _____ |
| Mountain plant  | Needle-like leaves | _____ |

B. Write odd one out:

1. Lotus, Water lily, Mango, Hydrilla → _____
2. Pine, Fir, Deodar, Mango → _____
3. Desert plant, Aquatic plant, Mountain plant, Table → _____
4. Lotus, Hydrilla, Cactus, Water lily → _____

C. Read the clues and name the plant:

1. I have needle-like leaves and grow in cold regions. _____
2. I grow in water and have broad floating leaves. _____
3. I have spines instead of leaves and store water in my stem. _____
4. I live in salty water near the sea, my roots grow above the soil to breathe freely.

Who am I? _____



SCIENCE WORKSHEET - III

Name _____

Case Study (Real-Life Connection)

Rohan saw two plants — one growing in a desert and another in water.



Based on the above information answer the following:

1. Which plant will have a thicker stem? Why?

2. Which plant will have bigger leaves? Why?

3. Name one example of each.

4. Which plant will lose less water? Explain how.

5. Rohan wants to protect plants in both areas. What two steps can he take to care for plants and the environment?

ART INTEGRATED PROJECT

ENGLISH

“My Andaman Adventure – A Travel Journal”

Imagine that you are travelling from Delhi to the beautiful Andaman and Nicobar Islands with your family during the holidays. Create a colourful and creative Travel Journal to record your exciting journey and experiences.

Your journal should include attractive headings, drawings, maps, captions, stickers or photographs.

The journal should contain the following sections:

1. Cover Page

Title of the journal and creative illustrations related to travel or islands.

2. Exploring the Islands

Write about the famous tourist attractions you visited such as beaches, museums, parks or nearby islands.

3. Food Diaries

Describe the delicious cuisine and local dishes you enjoyed during your trip.

4. Fun Facts Corner

Write any 3 lesser known facts about the Andaman and Nicobar Islands.

5. Word Bank

Write nouns (common, proper, collective and abstract) describing the islands related to travel and adventure

6. Reflection Page

Write a few lines on what you like the most about your trip.

हिंदी

अंडमान एवं निकोबार द्वीप समूह की सुंदरता, समुद्री जीव-जंतु, भोजन, संस्कृति या पर्यटन स्थलों से संबंधित चित्रों का एक सुंदर कोलाज A-3 शीट पर तैयार कीजिए।

MATHEMATICS

Design a colourful tribal face mask inspired by any one tribe of the Andaman and Nicobar Islands using various Mathematical shapes.

SCIENCE

Draw and colour Mangrove plants found in the Andaman and Nicobar Islands. Label its roots and leaves. Write 2-3 lines explaining how its leaves prepare food for the plant and how the roots help in its growth.

SOCIAL STUDIES

1. Find out about the features of Andaman and Nicobar Islands and make a beautiful album highlighting the following:

- a) Location on the map of India
- b) Famous monuments/places of tourist interest
- c) Climate
- d) Occupation of the people

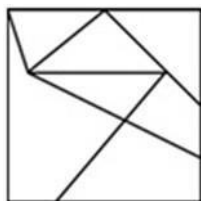
GENERAL KNOWLEDGE

Prepare a colourful project on the Indian Premier League (IPL) using pictures, logos, facts, and information about your favourite IPL team and players. Make a neat and creative project on A4 size sheets.

COMPUTATIONAL THINKING & AI

1. Count the number of TRIANGLES in the image given below.

- ❖ Start by finding the small triangles first.
- ❖ Use your finger or pencil to trace each triangle.
- ❖ After counting small triangles, check if two small triangles together make a bigger triangle.
- ❖ Count each triangle only one time




a) 4

b) 5

c) 3

d) 2

2. Six concrete blocks of cubical shape are used for building the stairs as shown below. How many faces of these blocks are not visible?



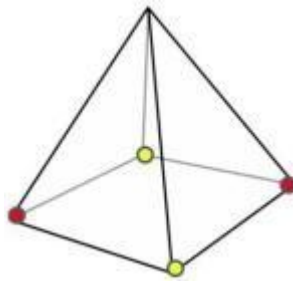
a) 12

b) 15

c) 21

d) 24

3. How many edges of the pyramid shown below have a yellow dot at one of their corners but do not have a red dot on the other corner?



- * Look carefully at the vertices with yellow dots.
- * Find the edges connected to them.
- * Count only those edges where the other end is NOT red.

a) 1

b) 2

c) 3

d) 4

4. Write a paragraph on the topic “**How Yoga Affects the Mind**” in MS Word with illustrations and take a printout of it on A 4 size sheet.

ART

1. Make an attractive stick photo frame using ice cream sticks as shown in the Art book (Page no. 62).
2. Make a beautiful paper collage using old magazines and newspapers as shown in the Art book (Page no. 71).

3. Lippan Art Activity – Wall Hanging

Material Required: Cardboard (A4 size), Clay, Fevicol, Small mirrors, Acrylic colours

Draw a simple design on the base and roll clay into thin strips. Stick the clay on the outline and add mirrors for decoration. Paint it and display your beautiful lippan art.

