



ADARSH PUBLIC SCHOOL
HOLIDAYS' HOMEWORK
SESSION 2026-27
CLASS: III



Explore, Enjoy and Learn this Summer!

A new academic session brings new books, new experiences and new friendships, filling every child with excitement and enthusiasm. With the arrival of the much-awaited summer vacation, children now have time to relax, explore, and create beautiful memories with their families. Summer is a season of joy, laughter, family bonding and learning beyond the classroom. Keeping this spirit in mind, the holiday assignments have been thoughtfully designed to make learning fun, creative and engaging. Parents are requested to encourage their child to spend some time each day reading, exploring and learning new things. We hope this summer vacation becomes a perfect blend of fun and learning, helping students grow with confidence, creativity and knowledge while enjoying memorable moments.

GENERAL GUIDELINES

- ▶ Students are requested to read and follow all the instructions carefully while completing the Holiday Homework.
- ▶ All written work should be completed neatly with clear and legible handwriting.
- ▶ Parents are encouraged to help their children revise the syllabus covered in class till date for all subjects.
- ▶ Art Integrated Project should be completed neatly on A-4 size sheets using printouts wherever required.
- ▶ After completing the assignments, students must compile them in their portfolios.
- ▶ Practice 1 page of English & Hindi writing daily for 20 days in a thin separate notebook.
- ▶ All work submitted should be original and prepared independently by the students.
- ▶ Holidays' Homework will carry 5 marks for each subject.
- ▶ Submit the Holidays' Homework on the first day of school after the vacations i.e. Wednesday, 1st July 2026.

Wishing you happy & fun filled holidays ahead.

Principal

Dr. Pooja Malhotra



ENGLISH WORKSHEET-I

Name: _____

Q1) Underline the common noun and circle the proper noun and describe its type.

a) We bought sweets from Sweet Treats.

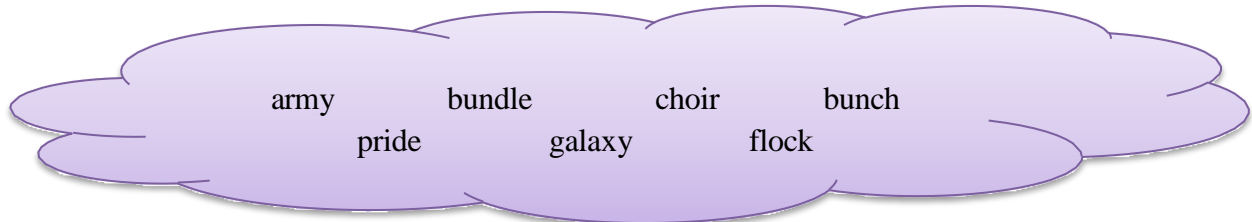
b) Riya is playing with her doll.

c) Shall we go to Domino's for burgers?

d) Rahul is my cousin brother.

e) I have a pet cat named Snowy.

Q2) Fill in the blanks using collective nouns from the given cloud.



a) a _____ of stars

e) a _____ of grapes

b) a _____ of lions

f) a _____ of soldiers

c) a _____ of singers

g) a _____ of sheep

d) a _____ of keys

h) a _____ of sticks

ENGLISH WORKSHEET-II

Name: _____

Q1). Underline the nouns in the following sentences. Rewrite them after changing their gender.

a) The waitress served food to the gentleman.

b) The girl went to meet her grandmother.

c) The actress gave a wonderful speech.

d) The mare was running fast.

Q2) Use red colour to highlight the subject and green colour for predicate in each of the following sentences.

a) The little birds were flying in the sky.


b) Aarav plays football every evening.

c) She is a clever and hardworking student.

d) The cat was chasing a mouse.

e) I study in Class III.

f) Kabir and I are good friends.



Q3) Look at the pictures given below and write a sentence for each using a subject and a predicate.

a)



b)





ENGLISH WORKSHEET-III


Name: _____

Q1) Find and circle the nouns in the word search:


dog
plate
Harry
horse
candy
mug
hill
goat
Tara











T	A	R	A	M	N
G	O	A	T	U	H
H	O	R	S	E	A
I	D	O	G	V	R
L	Y	P	T	F	R
L	O	M	U	G	Y
C	A	N	D	Y	E
P	L	A	T	E	N














Q2) Complete the story "The Magic Tree" using words given below:

garden, tree, magic, boy, curious, wish, fruits, hungry, shared, friends, thanked, kind, glow, joy

In a beautiful _____, there stood a tall _____ with wide branches. A little _____ named Aman was very _____ about it. One day, he went near and discovered that the tree had _____ powers. Whenever he made a _____, the tree gave him fresh and juicy _____.

Aman was very excited and visited the tree every day. One afternoon, he saw some children looking _____ and tired after playing. He felt sorry for them and quickly plucked many fruits. He _____ them with everyone happily. His _____ smiled and _____ him for his help.



Suddenly, the tree began to _____ brightly. Aman understood that the tree loved his _____ nature. From that day, he promised to always help others. They all went home with hearts full of _____.

Moral: Sharing and kindness bring true happiness.

हिंदी कार्यपत्रिका- १

नाम : _____

1. खाली स्थान भरिए :

-)क(भाषा के लिखित रूप को _____ कहते हैं।
)ख(हिंदी दिवस प्रत्येक वर्ष _____ को मनाया जाता है।
)ग(वर्णों के समूह को _____ कहते हैं।
)घ(भाषा की सबसे छोटी इकाई _____ कहलाती है।
)ङ(हिंदी की लिपि _____ है।


2. सही शब्द चुनकर लिखिए :

-)क(अं / अ / आ → _____ ग्रेज़ी
)ख(सं / स / सम → _____ स्कृत
)ग(पं / पा / पू → _____ जाबी
)घ(त / ट / थ → _____ मिल

3. उचित मिलान कीजिए :

भाषा	लिपि
हिंदी	फ़ारसी
उर्दू	देवनागरी
अंग्रेज़ी	गुरुमुखी
पंजाबी	रोमन

4. चित्र देखकर भाषा का रूप लिखिए :



)क(_____ भाषा

)ख(_____ भाषा

हिदी कार्यपत्रिका- २

नाम : _____

1. निम्नलिखित शब्दों का वर्ण-विच्छेद कीजिए :

)क(कमल = _____

)ख(विद्यालय = _____

)ग(परिवार = _____

)घ(किताब = _____

)ङ(खिलौना = _____

)च(शिक्षक = _____

2. संयुक्त व्यंजन वाले दो-दो शब्द लिखिए :

)क(क्ष = _____ , _____

)ख(त्र = _____ , _____

)ग(ज्ञ = _____ , _____

)घ(श्र = _____ , _____

3. वर्णों को सही क्रम में लिखिए :

)क(ग क घ ख = _____

)ख(झ च ज छ = _____


)ग(थ द त ध = _____

)घ(फ प भ ब = _____

)ङ(य र ल व = _____

नाम : _____

1. कहानी लिखिए :



लकड़हारा – जंगल – नदी – कुल्हाड़ी गिरना – जलपरी – सोने की कुल्हाड़ी – ईमानदारी – इनाम





2. “मेरा प्रिय खेल” विषय पर ५-७ पंक्तियाँ लिखिए।

3. सुलेख माला के पृष्ठ ११ से २० तक करो।

MATHS WORKSHEET-I

Name: _____

Q1) Mrs Singh, a mathematics teacher, shows these cards to her students in the class and instructed them to use these cards and make as many numbers as possible. Answer the following questions:



a) 4 in the hundred's place

b) 6 in the thousand's place

c) Arrange the numbers formed in part (b) in descending order.

d) Write the greatest number formed in part (a) in word form and expanded form.

Word form: _____

Expanded form: _____

e) Write the predecessor of the smallest number formed in part (b).

f) Write the successor of the greatest number formed in part (a).

g) Arrange the numbers formed in part (a) in ascending order.

MATHS WORKSHEET-II

Name: _____

Q1) Add :

a) H T O

$$\begin{array}{r} 346 \\ + 258 \\ \hline \end{array}$$

b) H T O

$$\begin{array}{r} 579 \\ + 413 \\ \hline \end{array}$$

c) H T O

$$\begin{array}{r} 421 \\ + 374 \\ \hline \end{array}$$

d) H T O

$$\begin{array}{r} 639 \\ + 580 \\ \hline \end{array}$$

e) TH H T O

$$\begin{array}{r} 5281 \\ + 2115 \\ \hline \end{array}$$

f) TH H T O

$$\begin{array}{r} 6155 \\ + 1230 \\ \hline \end{array}$$

g) TH H T O

$$\begin{array}{r} 4276 \\ + 3723 \\ \hline \end{array}$$

h) TH H T O

$$\begin{array}{r} 3283 \\ + 1926 \\ \hline \end{array}$$

Q2) Find:

a) I thought of a number. When I added 2 to it, I got 86. The number that I thought of was

b) A number has 6 tens and 4 ones. Another number has 7 tens and 3 ones. The sum of the two numbers is

Q3) Complete the following:

a) 6 hundreds + 13 tens = _____ hundreds _____ tens

b) 15 ones = _____ ten _____ ones

c) 24 tens = _____ hundreds _____ tens

d) 1 thousand + 16 hundreds = _____ thousands _____ hundreds

e) 60 hundreds = _____ thousands

f) 70 tens = _____ hundreds

g) 4 thousands + 15 hundreds = _____ thousands _____ hundreds

MATHS WORKSHEET-III

Name: _____

Q1) Expand:

a) $9054 =$ _____

b) $8341 =$ _____

c) $2874 =$ _____

d) $1009 =$ _____

Q2) A state has four towns A, B, C and D. 6862 people live in town C, 4621 people live in town A, 4097 people live in town B and 8863 people live in town D.

a) Fill in the table.

Town	A	B	C	D
How many people				

b) Find the total number of people living in town A and C.

c) Find the greatest and the smallest number among them.

Q3) Find out your parent's and grandparent's birth year by asking them.

a) Write the birth year with their place values.

b) Add any two birth years.

ENVIRONMENTAL STUDIES WORKSHEET-I

Name: _____

Q1) Fill in the blanks:

1. My father's father is my _____.
2. My mother's sister is my _____.
3. A family that lives together is called a _____ family.
4. My parents and I make a _____ family.
5. My uncle's son is my _____.



Q2) Match the following:

Column A

1. Grandmother
2. Aunt
3. Uncle
4. Cousin
5. Brother

Column B

- a. Father's brother
- b. Mother of my parent
- c. Sister of my parent
- d. Son of my parents
- e. Child of my uncle or aunt

Q3) Write True or False:

1. A family loves and cares for each other.
2. Cousins are strangers.
3. Grandparents tell us stories.
4. We should respect our family members.
5. A small family has many members.

Q4) Complete the sentences:

1. I love my family because _____.
2. My favourite family activity is _____.
3. I help my family by _____.
4. My family makes me feel _____.
5. On Sunday, my family and I _____.

ENVIRONMENTAL STUDIES WORKSHEET-II

Name: _____

Q1) Fill in the blanks

- a) Chess is an _____ game.
- b) A bus is a _____ transport.
- c) A ship moves on _____.
- d) An aeroplane flies in the _____.
- e) Ludo is played _____ the house.
- f) A train runs on _____.
- g) A boat is a means of _____ transport.



Q2) Write Indoor or Outdoor game:

- a) Cricket
- b) Carrom
- c) Hide and Seek
- d) Table Tennis
- e) Football

Q3) Circle the odd one out:

- | | | | |
|------------|--------|------------------|--------|
| a) Bus | Train | Boat | Car |
| b) Ludo | Chess | Football | Carrom |
| c) Ship | Boat | Aeroplane | Ferry |
| d) Cricket | Hockey | Snake and Ladder | Tennis |

Q4) Match the road signs with their meanings:

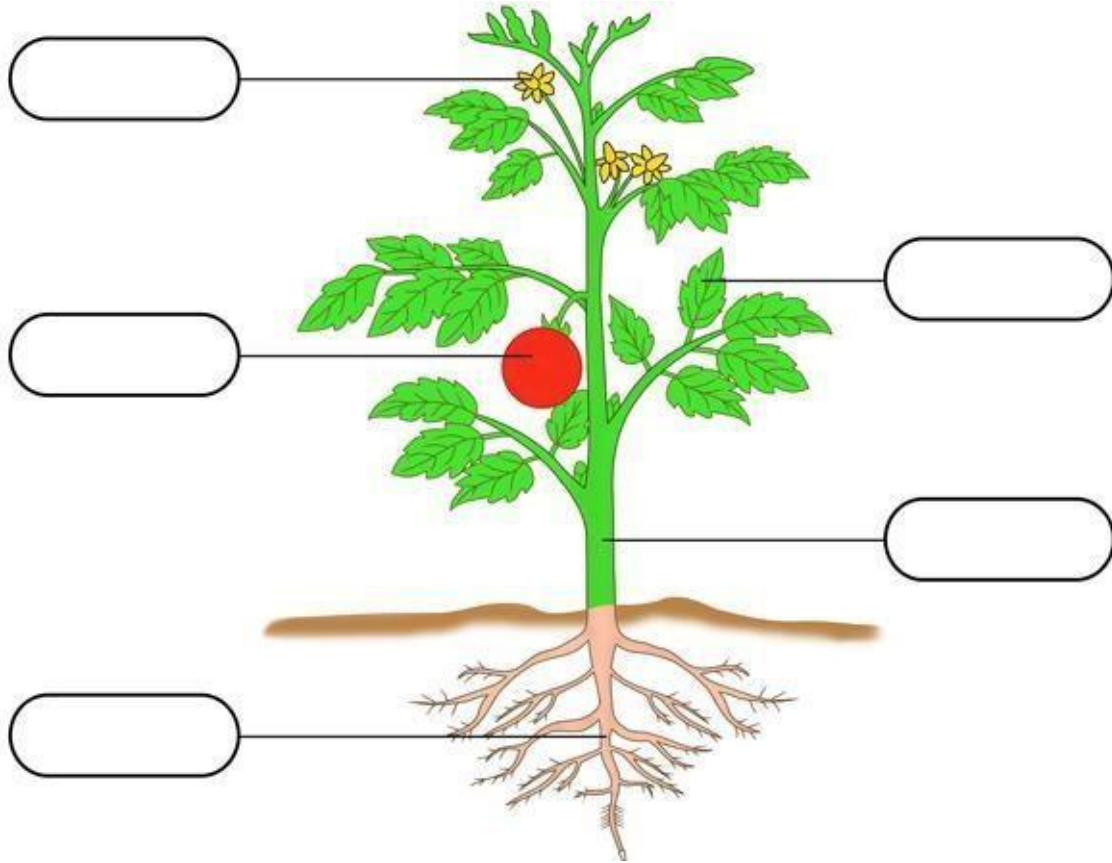
- | Road Sign | Meaning |
|-----------|-------------------|
| 1. | a. Zebra Crossing |
| 2. | b. No Entry |
| 3. | c. Stop |
| 4. | d. Traffic Light |

ENVIRONMENTAL STUDIES WORKSHEET-III

Name: _____

Read Lesson -4 (Plants Our Friends) and answer the following questions.

Q1) Label the parts of a plant:



Q2) Give two examples of each of the following:

- | | | |
|-------------|-------|-------|
| a) Trees | _____ | _____ |
| b) Shrubs | _____ | _____ |
| c) Herbs | _____ | _____ |
| d) Climbers | _____ | _____ |
| e) Creepers | _____ | _____ |

Q3) Match the following:

- | | |
|----------------|----------|
| a) Mint | Tree |
| b) Pumpkin | Climber |
| c) Mango | Shrub |
| d) Money Plant | Creepers |
| e) Rose | Herb |

COMPUTATIONAL THINKING AND AI

Name: _____

I. Tick the correct option:

Q1) Find the largest number name that is hidden in the series given below.

Note: The letters in the number name should appear together as continuous letters

FORHLKJLTEMELVENDSKLFOURSDGSTWENTYSJLSIXTKSEVENL


- a) 60 b) 6 c) 20 d) 70

Q2) Roy's favourite number has:

- 3 letters in its name
- The number of vowels is double the number of consonants in its name. What is Roy's favourite number?

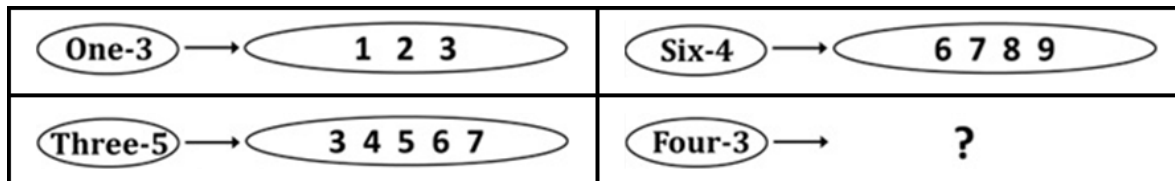
- a) 2 b) 6 c) 10 d) 1

Q3) If each of the given boxes follows the same theme, what will come in place of "?"




- a) NINE3 b) THREE9 c) THREE3 d) 9THREE

Q4) If each of the following terms follows the same theme, what will come in place of "?"



- b)  b) 
- c)  d) 

Q5) Find the odd one out.



II. Create a drawing titled "Summer Season" using Meta AI and take a printout on A-4 size sheet.

ART INTEGRATED PROJECTS

“Art is the most beautiful of all, and language is its closest companion.”

हिंदी

लक्षद्वीप में पाए जाने वाले किन्हीं पाँच जीव जंतुओं के नाम A-4 साइज़ शीट पर लिखें व उनके चित्र भी चिपकाएँ।


MATHEMATICS

Dienes Cube Train Journey – Delhi to Lakshadweep

Create a colourful train using **Dienes cubes** (hundreds, tens, and ones). Draw the Dienes cubes neatly on an A-4 size sheet using small squares/blocks of different colours to show hundreds, tens, and ones clearly. The train is travelling from Delhi to Lakshadweep covering 2133 Km carrying tourists and supplies.

After making the train, answer the following questions:

1. Count the total number of hundreds, tens, and ones used.
2. Write the number formed by the cubes in the train engine.
3. Write the number name of the formed number.
4. Write the expanded form of the number.
5. Colour and decorate your Dienes Cube Train creatively with symbols of Delhi and Lakshadweep like monuments, beaches, coconut trees, or boats on an A-4 size sheet.



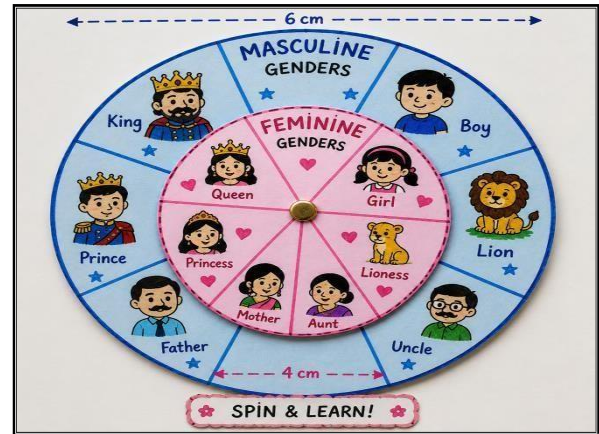
ENVIRONMENTAL STUDIES

You are a **Fun Explorer** looking for different games played in various parts of India. Create a brochure using an A-4 size sheet mentioning the following:

- a) Draw or paste pictures of any three indoor and outdoor games.
- b) Write:
 - Where it is played?
 - Why it is good for health?
- c) How are outdoor games enjoyed on beaches and open areas in Lakshadweep Island?

ENGLISH

Make a rotating wheel with cardboard of Masculine genders with a diameter of 6cm and another wheel of Feminine genders with a diameter of 4cm. Pin the wheels together and create a spinning wheel using your creativity.



GENERAL KNOWLEDGE

Draw and colour the national symbols of India (like the national flag, national animal, national fruit and national flower) on A-4 size sheets. Also write one interesting fact about each symbol.

ART EDUCATION

1. Make an attractive “Paper Quilling” (Butterfly) using colourful stripes as shown in Art Book (Page No.-50) and complete Page No. - 12 and 24 in the art book.
2. Beautiful Flower Vase Activity

Instructions –

Take an A4 sheet or cardboard.

Draw the vase shape and decorate a flower vase.

Make colourful paper flowers and paste them above the vase.

Use glitter, beads, buttons or paper dots for decoration.

