

**ADARSH PUBLIC SCHOOL**  
**FUN FILLED ACTIVITIES**  
**CLASS I**  
**SESSION 2019-20**

*As the holidays have begun  
It's time for us to have some fun.  
It's time to see amazing Kid's movies  
and help our mumma in making goodies.  
We will make new friends and play lots of games.  
Spend time with them and know their names.  
We got a big break from school  
to enjoy the vacation and stay cool.  
We are free to do anything we like  
playing, reading or riding our bike.  
We will sleep on time, and rise with the bright sun.  
As the holidays have begun  
It's time for us to have some fun.  
Looking forward to meet you all  
in July.....*

*Have a Vacation Bash.....*

*We are sending few interesting  
ACTIVITY TREASURE WORKSHEETS for you.  
When the school re-opens bring back the TREASURE  
To go through it will be our PLEASURE*



## English Worksheet I

Name: \_\_\_\_\_

I. Unscramble the words (colours). Draw relevant pictures in the boxes



1. d e r \_\_\_\_\_



2. l o w l e y \_\_\_\_\_



3. e r n g e \_\_\_\_\_



4. r b n o w \_\_\_\_\_



5. r p u e p l \_\_\_\_\_



6. g a n e r o \_\_\_\_\_

II. Circle the odd one out of the following rhyming words of the given pictures and write it


1.




cat



bat




mat




bin

\_\_\_\_\_

2.



tap



bun



cap



nap

\_\_\_\_\_

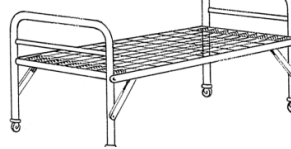
3.




pot



hot




cot



rat

\_\_\_\_\_

4.



rug



run



dug



mug

\_\_\_\_\_

III. Fill in the blanks with 'th' sound words with the help of pictures

**13**

The number that  
comes after  
twelve is  
\_\_\_\_\_




There were  
\_\_\_\_\_ in  
rose plant



I saw \_\_\_\_\_  
cups on the table

**30**

There are  
\_\_\_\_\_ days in  
April



I hear  
\_\_\_\_\_  
when it rains

## English Worksheet II

Name: \_\_\_\_\_

### I. Look at the pictures and make sentences using this or that


For e.g.

1.



This is a tree.

That is a bird.

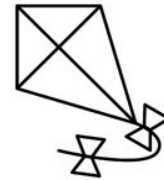


2.

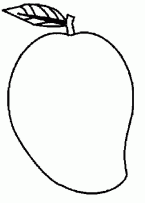


---

---



3.




---

---



### II. Write two four letter words for each alphabet

1.



---

---


2.



---

---


3.



---

---


4.



---


---

5.



\_\_\_\_\_


6.



\_\_\_\_\_

III. Circle the words in the grid using the pictures given below and re-write it below. The answers can go across or down


C	B	T	R	E	E	S	Z	F
A	M	A	N	G	O	U	M	I
N	Y	O	S	Q	V	T	P	S
D	C	B	I	R	D	S	L	H
Y	A	H	K	N	L	J	A	G
Z	F	R	U	I	T	S	N	F
R	A	I	N	X	O	R	T	S




\_\_\_\_\_



\_\_\_\_\_




\_\_\_\_\_



\_\_\_\_\_



\_\_\_\_\_



\_\_\_\_\_


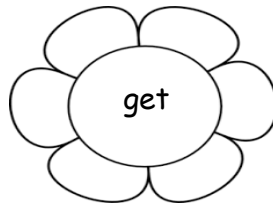
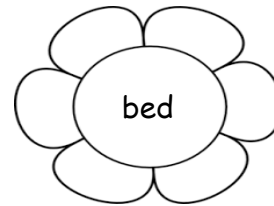
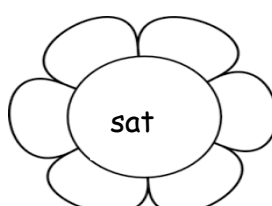
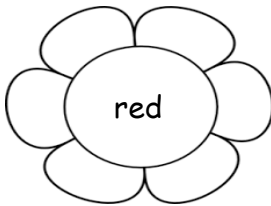
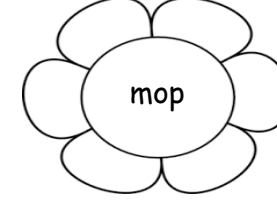
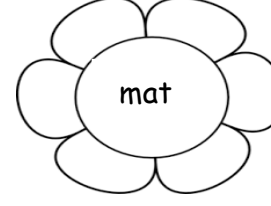
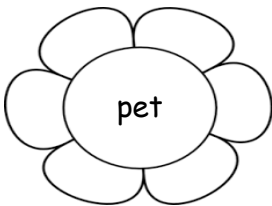
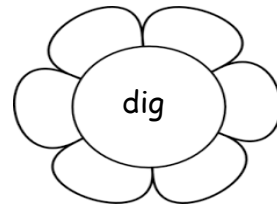
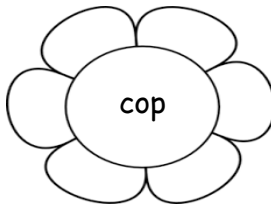
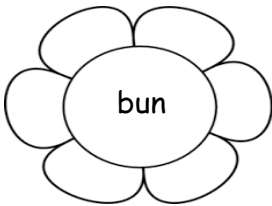
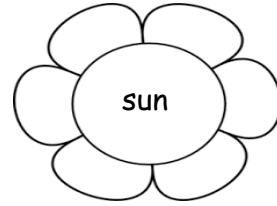

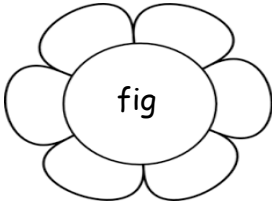


\_\_\_\_\_

## English Worksheet II

Name: \_\_\_\_\_

I. Find the flowers that rhyme with the words. Colour them as per the given code



Pink      - a sound

purple      - e sound

yellow      - i sound

green      - o sound

red      - u sound

**II. Rewrite each sentence. Begin with a capital letter and end with a full stop**

1. the bird sings a song

---

2. i love my school

---

3. pihu is a good girl

---

4. the grass is green in colour

---

5. my mother is very sweet

---

6. i can fly a kite

---

7. my uncle is a doctor

---

8. birds fly in the sky

---

9. i play with my friends

---

10. ria likes to dance

---

# Maths Worksheet I

Name: \_\_\_\_\_

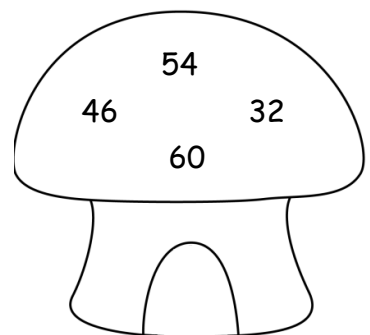
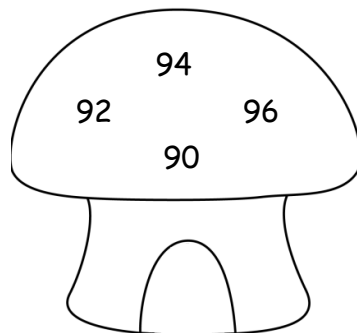
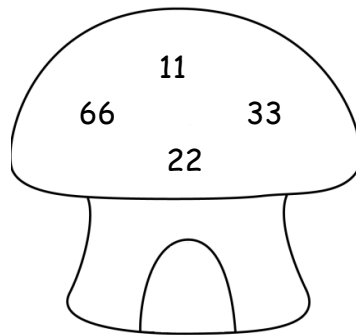
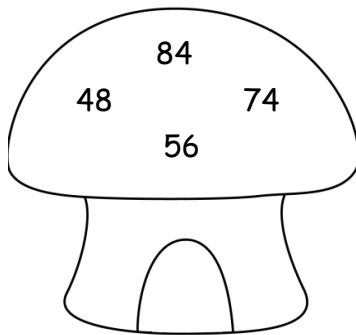
## I. Complete the counting

2 1
2 2
2 5
2 6
3 0

7 6
7 7
8 1
8 2
8 5

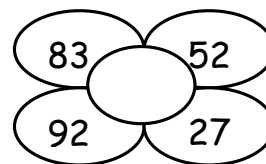
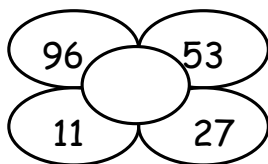
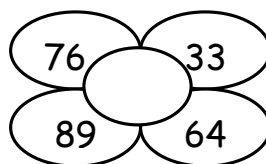
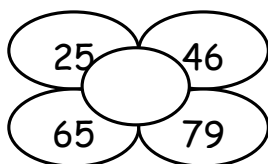
8 9
9 1
9 5
9 8

## II. Circle the greatest number





**III. Write the smallest number in the center of the flower**



**IV. Write the answers in the stars**

$2 \times 1 =$

$2 \times 6 =$

$2 \times 2 =$

$2 \times 7 =$

$2 \times 3 =$

$2 \times 8 =$


$2 \times 4 =$

$2 \times 9 =$


$2 \times 5 =$

$2 \times 10 =$


**V. Write the number names of the following**




\_\_\_\_\_




\_\_\_\_\_




\_\_\_\_\_



\_\_\_\_\_



\_\_\_\_\_

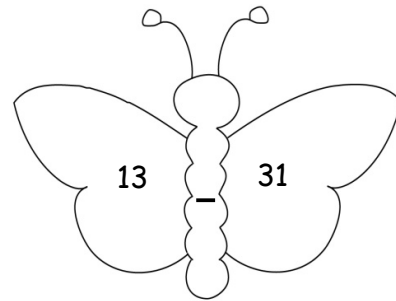
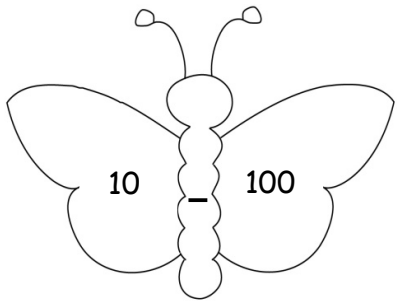
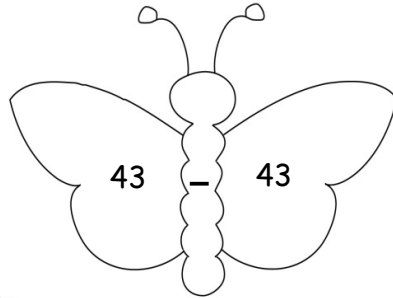
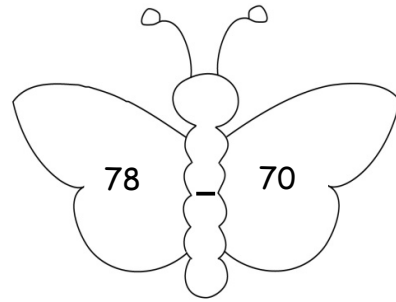



\_\_\_\_\_





## Maths Worksheet II






Name: \_\_\_\_\_

I. Put the sign  $>$ ,  $<$  or  $=$



II. Write the numbers before, after, in between. Also colour the pictures





**III. Shade every second number in the grid below**

1	2	3	4	5	6	7	8	9	10
11	12	13	14	15	16	17	18	19	20
21	22	23	24	25	26	27	28	29	30
31	32	33	34	35	36	37	38	39	40
41	42	43	44	45	46	47	48	49	50
51	52	53	54	55	56	57	58	59	60
61	62	63	64	65	66	67	68	69	70
71	72	73	74	75	76	77	78	79	80
81	82	83	84	85	86	87	88	89	90
91	92	93	94	95	96	97	98	99	100

**Write all the shaded numbers below**

[illegible]

## हिन्दी अभ्यास पत्र-१

नाम : \_\_\_\_\_

१. सही चित्र चुनकर शब्द लिखें और वाक्य पूरा करें।


क) राधव \_\_\_\_\_ मत बजा।



ख) आसमान पर \_\_\_\_\_ छाए।



ग) श्मन \_\_\_\_\_ बंधर रख।



घ) गगन अब \_\_\_\_\_ चल।



२. समान स्वर वाले तीन-तीन शब्द लिखिए।

क) बस - \_\_\_\_\_

ख) हल - \_\_\_\_\_

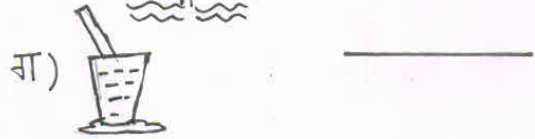
ग) रात - \_\_\_\_\_

घ) लहर - \_\_\_\_\_

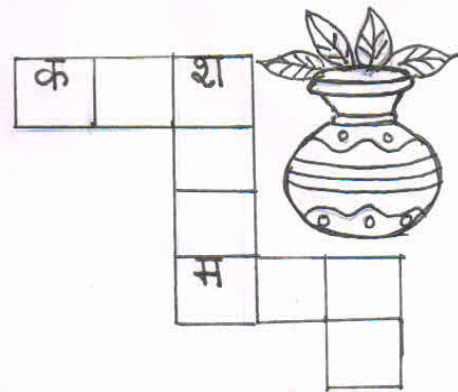

च) खाना - \_\_\_\_\_

ट) ताला - \_\_\_\_\_

३. नीचे दिए गए चित्रों में रंग भरिए व उनके नाम लिखिए।



४. शब्द सीढ़ी आगे बढ़ाएँ।



५. नीचे लिखे व्यंजनो से तीन व चार अक्षर वाले शब्द लिखिए।

क

ब

स

\_\_\_\_\_

\_\_\_\_\_

\_\_\_\_\_

ट

श

\_\_\_\_\_

\_\_\_\_\_

## हिन्दी अभ्यास पत्र - २

नाम : \_\_\_\_\_

१. नीचे लिखे शब्दों से वाक्य बनाइए।

क) नहर - \_\_\_\_\_

ख) आम - \_\_\_\_\_

ग) माला - \_\_\_\_\_






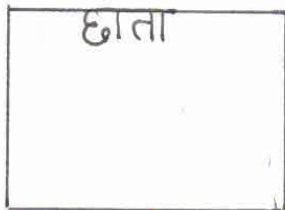
घ) टमाटर - \_\_\_\_\_

च) मटर - \_\_\_\_\_

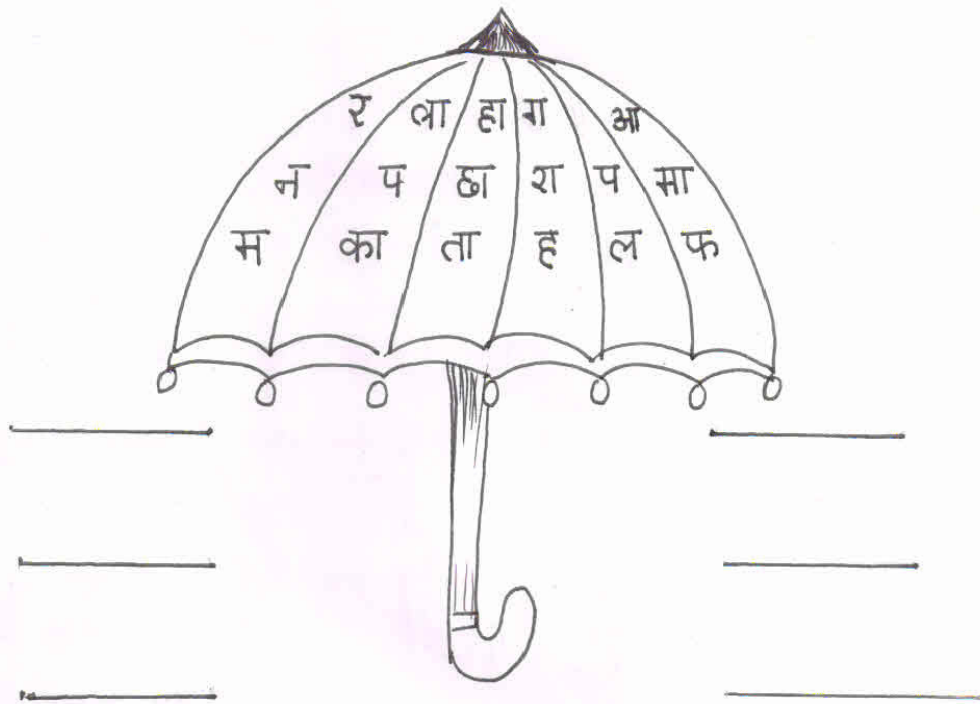
छ) अचकन - \_\_\_\_\_

ज) कसरत - \_\_\_\_\_


२. दिए गए शब्दों के चित्र बनाए व रंग भरें।



३. नीचे दिए गए चित्र में वर्णों को जोड़कर नए शब्द बनाएँ।



४. दी गई वर्ण पहेली में से शब्द ढूँढकर लिखिए।



स	फ	ठ	त	ब	ला	छ	न	थ	क
क	न	प	व	क	गा	ज	र	श	न
द	म	क	ल	प	च	ट	ब	ट	न
म	ज	च	श	ह	ठ	स	इ	सा	ग
र	अ	ख	बा	र	ग	भ	ख	ट	ध
फ	स	न	जा	ट	ना	व	क	र	स
ल	च	स	र	क	स	म	द	क	ल
प	थ	च	ष	ल	न	ब	प	श	ग




---



---



---