

ADARSH PUBLIC SCHOOL
FUN-FILLED ACTIVITIES
CLASS II
SESSION 2019-20

*Summer months bring long, hot days,
And also with it our Summer Holidays.
Chill, Relax, have lots of fun,
Fun activity, which can be easily done.
Playing all day or meeting friends,
Going to the beach or camping in tents.
Fun continues till the end of June,
This time of the year is surely a boon.*

Hurray! Summer holidays are here! A time for lots of fun. Enjoy travelling, playing, swimming along with these fun-filled activities.

Instruction: Send all the worksheets in a school folder on 1st July'19.

- ❖ The Joy of Reading: Wherever you are - at home, on a road trip or visiting relatives, carry your favourite story book. Read it and learn new words to increase your vocabulary.
- ❖ Walk Together: Go for a walk with your family. Observe the beauty of nature. Feed the birds, take care of plants and click your pictures with them.
- ❖ Go Green: Pollution is on all time high. Plant a sapling and water it every day.
- ❖ Play outdoor games: Computer games can sharpen your mind but to remain healthy, fit and fine, outdoor games and exercises are necessary. Go for cycling, do yoga, play outdoor games in the evening.
- ❖ Communication plays a pivotal role in grooming your overall personality. Converse in English at home and outside.
- ❖ Learn few lines on any one of the elements of 'Social Media' (Facebook, Twitter, Computer, Newspaper, Radio etc.) for Show 'n' Tell Competition to be held in the month of July. (Date will be announced later)
- ❖ Do page-23 'Flying Birds' and page-25 'Camera' in Art and Craft Book.
- ❖ Greet your father by making a beautiful Greeting Card on Father's Day.
- ❖ Make a collage on 'Latest Technologies' on A-4 sized coloured pastel sheet.

English Worksheet I

Name: _____

Read the following passage carefully and answer the given questions

People love to go to the park. It is full of trees and flowers. There are tulips, lilies, roses and sunflowers in the park. There are many swings also. Children come to the park. They enjoy a lot. Some people come for a walk. Walk makes them healthy and fit. The old people sit and talk to their friends. Families come for picnic with their children to the park. Going to the park is lot of fun.

I. Question and Answer

Q1. Where do people love to go?

Ans. _____

Q2. What do the old people do?

Ans. _____

Q3. Name the types of flowers found in the park.

Ans. _____

II. Fill in the blanks

1. It is full of _____ and _____.
2. Walk makes them _____ and _____.
3. Families come for _____ with their children.
4. Going to the _____ is lot of fun.

III. Write the opposites

- | | | | | | |
|---------|---|-------|--------------|---|-------|
| 1. hate | - | _____ | 3. stand | - | _____ |
| 2. come | - | _____ | 4. unhealthy | - | _____ |

IV. Change the number

- | | | | | | |
|-----------|---|-------|----------|---|-------|
| 1. people | - | _____ | 3. child | - | _____ |
| 2. family | - | _____ | 4. tree | - | _____ |

V. Pick out any four nouns from the passage

1. _____

3. _____

2. _____

4. _____

VI. Make sentences


1. flowers - _____

2. walk - _____

3. picnic - _____

4. park - _____

VII. Write few lines related to the given picture



English Worksheet II

Name: _____

I. Write few lines on the given topics

a. My Birthday Party

b. Summer Season

c. Health is Wealth

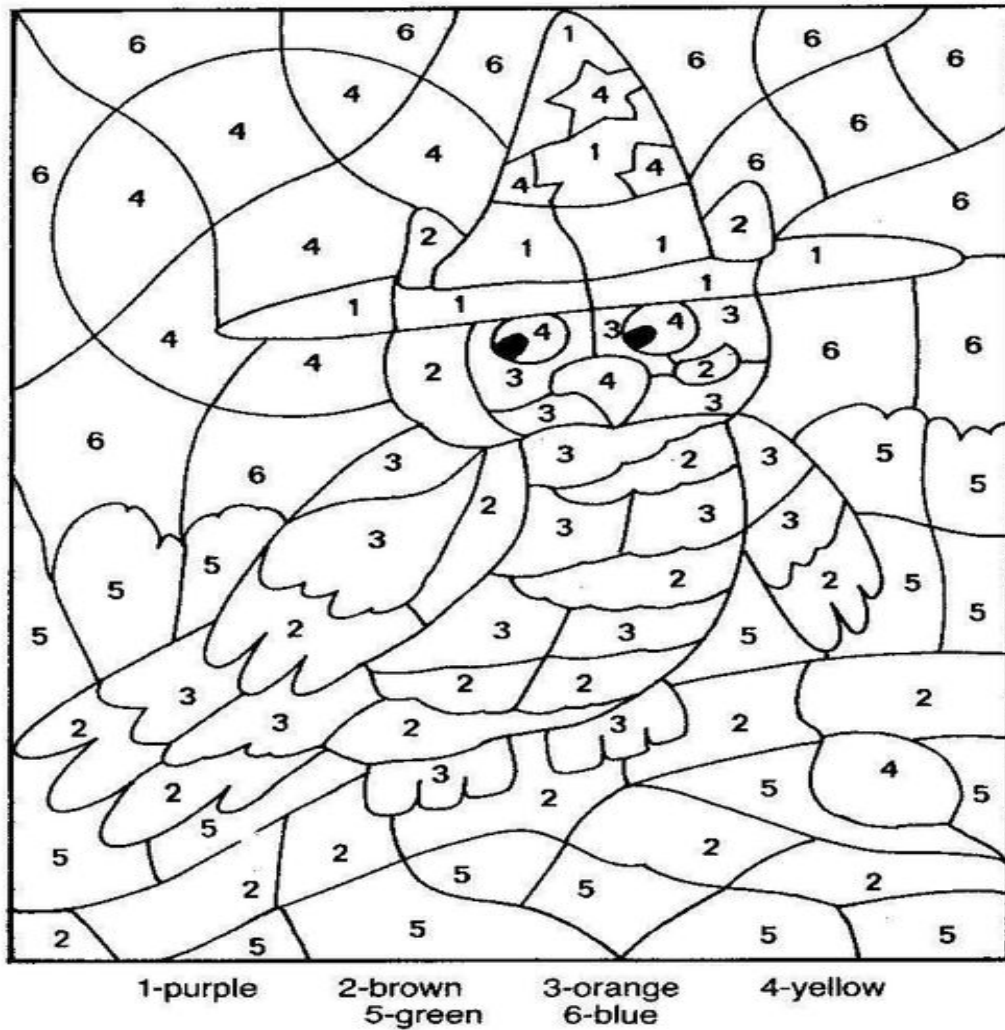
II. Make sentences from the given words

1. garden - _____
2. kind - _____
3. beautiful - _____
4. healthy - _____
5. drink - _____
6. help - _____
7. fruits - _____
8. share - _____
9. clean - _____
10. books - _____
11. village - _____
12. big - _____
13. shop - _____
14. pond - _____
15. friend - _____
16. enjoy - _____
17. morning - _____
18. basket - _____

Maths Worksheet I

Name: _____

I. Colour the picture as directed and find out the bird



II. Find the sum

$$\begin{array}{r} \text{H T O} \\ 100 \\ + 500 \\ \hline \end{array}$$

$$\begin{array}{r} \text{H T O} \\ 232 \\ + 101 \\ \hline \end{array}$$

$$\begin{array}{r} \text{H T O} \\ 408 \\ + 221 \\ \hline \end{array}$$

$$\begin{array}{r} \text{H T O} \\ 651 \\ + 127 \\ \hline \end{array}$$

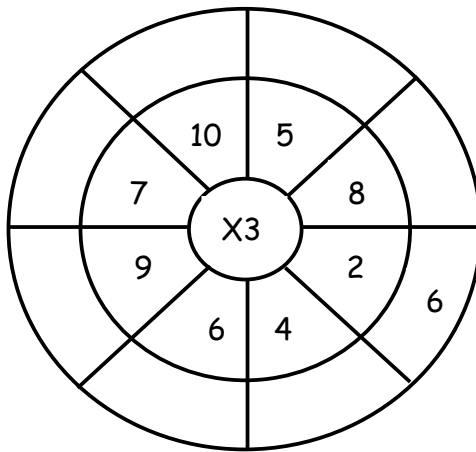
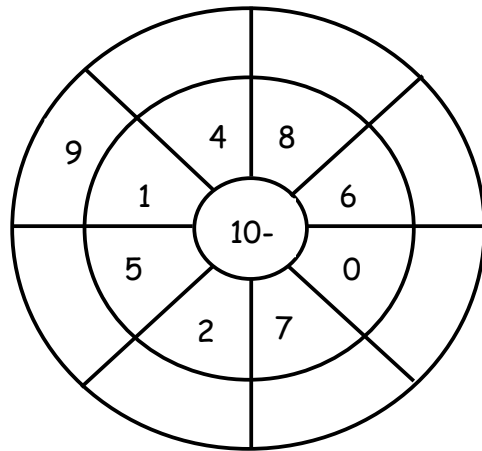
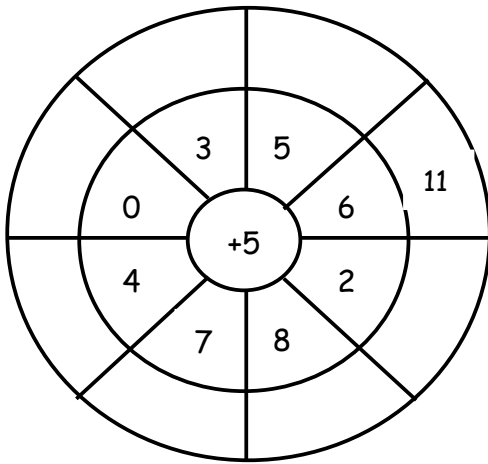
$$\begin{array}{r} \text{H T O} \\ 839 \\ + 120 \\ \hline \end{array}$$

$$\begin{array}{r} \text{H T O} \\ 919 \\ + 080 \\ \hline \end{array}$$

$$\begin{array}{r} \text{H T O} \\ 774 \\ + 104 \\ \hline \end{array}$$

$$\begin{array}{r} \text{H T O} \\ 543 \\ + 336 \\ \hline \end{array}$$

III. Solve the following pattern









IV. Write the number names

- a. 450 - _____
- b. 399 - _____
- c. 111 - _____
- d. 246 - _____
- e. 719 - _____
- f. 814 - _____
- g. 573 - _____
- h. 625 - _____
- i. 907 - _____
- j. 388 - _____

Maths Worksheet II

Name: _____

I. Ordinal numbers - Find and colour

					
dog	giraffe	snake	cat	fish	rabbit

If the dog is the first animal...

- Which animal is second? _____
- What place is the cat in? _____
- Which animal is fifth? _____
- Which animal is last? _____
- What place is the snake in? _____
- Colour the 1st animal brown.
- Colour the 3rd animal green and yellow.
- Colour the 6th animal pink.
- Colour the 2nd animal yellow and brown.
- Colour the 4th animal grey.
- Colour the 5th animal red and yellow.

II. Find the difference

$$\begin{array}{r} \text{T O} \\ 46 \\ - 21 \\ \hline \end{array}$$

$$\begin{array}{r} \text{T O} \\ 39 \\ - 39 \\ \hline \end{array}$$

$$\begin{array}{r} \text{T O} \\ 85 \\ - 44 \\ \hline \end{array}$$

$$\begin{array}{r} \text{T O} \\ 70 \\ - 10 \\ \hline \end{array}$$

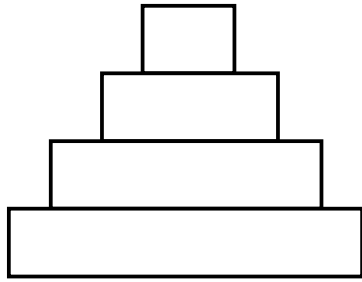
$$\begin{array}{r} \text{H T O} \\ 525 \\ - 201 \\ \hline \end{array}$$

$$\begin{array}{r} \text{H T O} \\ 437 \\ - 125 \\ \hline \end{array}$$

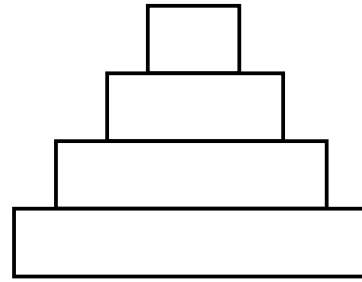
$$\begin{array}{r} \text{H T O} \\ 386 \\ - 253 \\ \hline \end{array}$$

$$\begin{array}{r} \text{H T O} \\ 902 \\ - 801 \\ \hline \end{array}$$

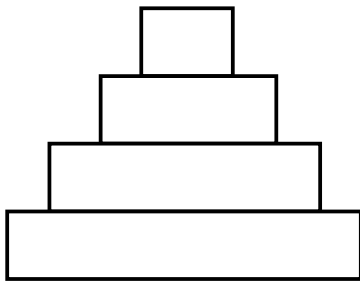
III. Arrange the numbers in ascending order. Keep the smallest number on top



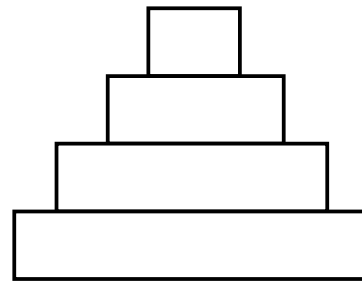
48, 35, 10, 27



42, 47, 45, 44



581, 347, 620, 119



660, 630, 606, 603

IV. Dodging tables

a. $2 \times 3 =$ _____

b. $4 \times 5 =$ _____

c. $3 \times 4 =$ _____

d. $1 \times 5 =$ _____

e. $4 \times 4 =$ _____

f. $5 \times 7 =$ _____

g. $2 \times 8 =$ _____

h. $3 \times 3 =$ _____

i. $4 \times 3 =$ _____

j. $2 \times 4 =$ _____

k. $5 \times 6 =$ _____

l. $2 \times 10 =$ _____

m. $3 \times 7 =$ _____

n. $2 \times 5 =$ _____

o. $4 \times 8 =$ _____

p. $5 \times 10 =$ _____

हिन्दी अभ्यास पत्र १

नाम _____

(क) दिए गए गद्यांश को पढ़कर प्रश्नों के उत्तर दीजिए।

शीना एक नन्ही - सी प्यारी लड़की थी। वह हमेशा काले रंग की टोपी पहनती थी। यह टोपी उसकी दादी ने उसे दी थी। दादी जंगल में एक छोटै से घर में रहती थी। एक बार उसकी दादी बहुत बीमार हो गई। यह सुनकर शीना बहुत उदास हुई। वह अपनी दादी का बहुत ध्यान रखने लगी। कुछ दिनों बाद दादी की तबीयत ठीक हो गई और वह चलने फिरने लगी।

I प्रश्न और उत्तर

प्रश्न १ शीना कौन से रंग की टोपी पहनती थी?

उत्तर १ _____

प्रश्न २ दादी कहाँ रहती थी?

उत्तर २ _____

प्रश्न ३ शीना को टोपी किसने दी थी?

उत्तर ३ _____

II खाली स्थान भरिए

१. शीना एक नन्ही - सी प्यारी _____ थी।
२. एक बार उसकी दादी बहुत _____ हो गई।
३. वह अपनी दादी का बहुत _____ रखने लगी।
४. दादी की _____ ठीक हो गई।

III विपरीत शब्द लिखिए

१. सफ़ेद - _____
२. बड़े - _____

३. खुश - _____
४. कम - _____

IV वचन बदलिए

१. लड़कियाँ - _____
२. टोपियाँ - _____

३. घर - _____
४. अनेक - _____

V तुकबंदी वाले शब्द लिखिए

१. रंग - _____
२. घर - _____
३. बार - _____

VI नीचे दिए गए शब्दों को सही स्थान पर लिखकर वाक्य बनाइए।

१. हमेशा काले टोपी की वह रंग थी पहनती।

२. शीना उदास सुनकर यह बहुत ग़ई हो।

३. दादी फिरने लगी चलने।

VII वाक्य बनाइए

१. उदास - _____
२. जंगल - _____
३. टोपी - _____
४. ध्यान - _____

हिन्दी अभ्यास पत्र २

नाम _____

I दिए गए शब्दों से वाक्य बनाइए।

१. जन्मदिन - _____

२. पैड़ - _____

३. मिठाई - _____

४. बादल - _____

५. किताब - _____

६. गोंद - _____

७. नाचना - _____

८. मेहनत - _____

९. आलस - _____

१०. सक्की - _____

११. ईमानदार - _____

१२. कहानी - _____

१३. नटखट

१४. सहायता

१५. जंगल

१६. किसान

१७. सूरज

१८. दौड़

II दिए गए चित्र को देखकर कुछ पंक्तियाँ लिखिए ।

